

# 2021 GARY SOUTHSHORE RAILCATS **MEDIA GUIDE**



# Table of Contents

## Gary SouthShore RailCats Information

•2021 Schedule .....	3
• General Information .....	4
•The Steel Yard .....	5
•Media Policies .....	6
•Staff Directory .....	7
•Ownership, Front Office.....	8-14
•Broadcast Information.....	15

## Gary SouthShore RailCats Manager, Coaches, and Players

•Manager, Coach Bios .....	16-19
•Player Bios .....	21-64

## American Association Information

• American Association History .....	66
• American Association Roster Rules .....	67
• American Association Staff Bios .....	68-71
• American Association Franchises, Chicago Dogs .....	72-74
• American Association Franchises, Cleburne Railroaders .....	75-77
• American Association Franchises, Fargo-Moorhead RedHawks .....	78-80
• American Association Franchises, Kane County Cougars .....	81-83
• American Association Franchises, Kansas City Monarchs.....	84-86
• American Association Franchises, Lincoln Saltdogs .....	87-89
• American Association Franchises, Milwaukee Milkmen .....	90-92
• American Association Franchises, Sioux City Explorers .....	93-95
• American Association Franchises, Sioux Falls Canaries .....	96-98
• American Association Franchises, Winnipeg Goldeyes .....	99-101
• Map & Mileage .....	102
• American Association League Records .....	103-112

## Gary SouthShore RailCats Records

• Year-by-Year Results .....	113
• Awards, All Star Selections .....	114
• Record book .....	115-118
• MLB Alumni .....	119
• All-time Roster .....	120-123

# Schedule



# 2021

## NORTH

GAR GARY SOUTHSHORE RAILCATS  
 CHI CHICAGO DOGS  
 FM FARGO-MOORHEAD REDHAWKS  
 MKE MILWAUKEE MILKMEN  
 KCO KANE COUNTY COUGARS  
 WPG WINNIPEG GOLDEYES

## SOUTH

CL CLEBURNE RAILROADERS  
 KC KANSAS CITY MONARCHS  
 LN LINCOLN SALTDogs  
 SC SIOUX CITY EXPLORERS  
 SF SIOUX FALLS CANARIES  
 HOU HOUSTON APOLLOS



- HOME
- AWAY
- \* FIREWORKS
- \* SUPER SHOW

/railcat  
 @railcats  
 @garysouthshorerailcats

For More Information Call:  
**219.882.2255**  
 One Stadium Plaza, Gary, IN 46402  
[www.railcatsbaseball.com](http://www.railcatsbaseball.com)

## MAY

SUN	MON	TUE	WED	THU	FRI	SAT
		18 * MKE 7:10	19 MKE 11:10	20 MKE 11:10	21 * HOU 7:10	22 HOU 4:10
23 HOU 2:10	24 KCO 7:10	25 KCO 7:10	26 KCO 7:10	27 KCO 12:10	28 MKE	29 MKE
30 MKE	31 * FM 4:10 <sup>DH</sup>					

## JUNE

SUN	MON	TUE	WED	THU	FRI	SAT
		1	2 FM 7:10	3 CHI	4 CHI	5 CHI
6 CHI	7	8 KC 7:10	9 KC 7:10	10 KC 7:10	11 * SC 7:10	12 SC 4:10
13 SC 2:10	14	15 KC	16 KC	17 KC	18 CHI	19 CHI
20 CHI	21 KCO 7:10	22 KCO 7:10	23 KCO 12:10	24	25 SF	26 SF
27 SF	28	29 KCO	30 KCO			

## JULY

SUN	MON	TUE	WED	THU	FRI	SAT
				1 KCO	2 * WPG 7:10	3 * WPG 6:10
4 * WPG 6:10	5 CHI 7:10	6 CHI 7:10	7 CHI 7:10	8	9 WPG	10 WPG
11 WPG	12	13 FM	14 FM	15 FM	16 MKE	17 MKE
18 MKE	19	20 CLE 7:10	21 CLE 7:10	22 CLE 12:10	23 * FM 7:10	24 FM 4:10
25 FM 2:10	26	27 CLE	28 CLE	29 CLE	30 SC	31 SC

## AUG/SEPT

SUN	MON	TUE	WED	THU	FRI	SAT
1 SC	2 SF 7:10	3 SF 7:10	4 SF 7:10	5 SF 12:10	6 * LIN 7:10	7 LIN 4:10
8 LIN 2:10	9	10 HOU 7:10	11 HOU 7:10	12 HOU 7:10	13 LIN	14 LIN
15 LIN	16	17 WPG	18 WPG	19 WPG	20 * CHI 7:10	21 CHI 4:10
22 CHI 2:10	23	24 FM	25 FM	26 FM	27 * WPG 7:10	28 WPG 4:10
29 WPG 2:10	30	31 KCO	1 KCO	2 KCO	3 * MKE 7:10	4 MKE 4:10
5 * MKE 6:10	6 MKE 1:10					

Gary SouthShore RailCats Info.

# General Information



## U.S. Steel Yard

One Stadium Plaza  
Gary, IN 46402

Phone: (219) 882-BALL (2255)

Fax: (219) 882-2259

Website: [www.railcatsbaseball.com](http://www.railcatsbaseball.com)

### Media Contacts

**Director of Broadcasting & Media Relations: Max Kelton Email:**  
[mkelton@railcatsbaseball.com](mailto:mkelton@railcatsbaseball.com)  
Cell Phone: (323) 896-9540  
Twitter: @AllDayKelt

**Broadcasting/Media Relations Assistant: Drew Westland Email:**  
[drewwestland@gmail.com](mailto:drewwestland@gmail.com)  
Cell Phone: (219)670-6650

### Newspapers

#### *Post-Tribune*

Contact: Michael Osipoff  
Phone Number: (219) 648-3137  
Email: [MOsipoff@post-trib.com](mailto:MOsipoff@post-trib.com)  
Twitter: @MichaelOsipoff

#### *The Northwest Indiana Times*

Contact: Mike Clark  
Phone Number: (219) 201-0091  
Email: [michael.clark@NWI.com](mailto:michael.clark@NWI.com)  
Twitter: @Ryan\_Nilsson

### Radio

Flagship Radio Station: WEFM (95.9 FM)  
Radio Stream: [www.railcatsbaseball.com](http://www.railcatsbaseball.com)  
Station Manager: Ron Miller  
Phone Number: (219) 879-8201  
Email: [wefmr@yahoo.com](mailto:wefmr@yahoo.com)

Gary SouthShore RailCats Info.

### Ticket Prices

Box Seats**	\$12
Reserved Seats**	\$11
Terrace Seats**	\$8
Box Seats (Fireworks Super Show)	\$13
Reserved Seats (Fireworks Super Show)	\$12
Terrace Seats (Fireworks Super Show)	\$9
Mini Plan Box Seats (10 Games) Mini	\$81
Plan Reserved Seats (10 Games) Flex	\$72
Plan Box Seats (10 Vouchers)	\$90
Flex Plan Reserved Seats (10 Vouchers)	\$80
Flex Plan Box Seats (20 Vouchers)	\$180
Flex Plan Reserved Seats (20 Vouchers)	\$160

\*\* \$1 per ticket discount if purchased in advance

### Connect with the 'Cats



/railcat



@railcats



@garysouthshorerailcats



/GarySouthShoreRailCats



Gary SouthShore RailCats

# U.S. Steel Yard



## Dimensions

Left Field: 320'  
Left-Center Field: 408'  
Center Field: 400'  
Right-Center Field: 354'  
Right Field: 335'

## Address

Gary SouthShore RailCats  
One Stadium Plaza Gary, IN 46402  
(219) 882-2255

## Wall Height

Left Field: 16'  
Center Field: 13'  
Right-Center Field: 12'  
Right Field: 10'8"

## Directions

From Indiana Toll Road (I-90)  
Westbound: Take I-90 to Exit 17 (US-12/ US-20/ Dunes Highway). Continue West on Dunes Highway. Stadium will be on left. Eastbound: Take I-90 to exit at Broadway Ave. Turn right on Broadway Ave. Drive two stoplights to 5th Ave. Take left on 5th Ave. Stadium will be on left. From I-65  
Take I-65 North to end of highway at U.S. 12/ 20 [ Dunes Highway] . Turn left on U.S. 12/ 20 heading west for 1.5 miles (three stoplights). Stadium is on left side.  
From I-80/ 94  
Take I-80/ 94 to I-65 North, all the way to end of highway at U.S. 12/ 20 [ Dunes Highway] . Turn left on U.S. 12/ 20 heading west for 1.5 miles (three stoplights). Stadium is on left side.

## Public Transportation

### Train [Chicago - South Bend]

The South Shore Line runs daily from downtown Chicago to South Bend, Ind., with a convenient stop just outside U. S. Steel Yard. Just take any South Shore Line Train to the Gary Metro Center spot, and walk one block east on 4th Avenue to the front gate!

### Bus

The Gary Public Transportation Corporation has buses running throughout Northwest Indiana, including stops in Merrillville and Crown Point. Convenient stops are available just outside U. S. Steel Yard.

## Parking

Parking at U. S. Steel Yard is FREE year-round and available within comfortable walking distance of the front gate! The RailCats main general admission lot is located next to the Diamond Club just to the east of U. S. Steel Yard. The lot can be accessed from either direction by turning onto Virginia Street off 4th and 5th Avenues. Parking is also available to the east and west of the stadium off 4th and 5th Avenues and just south of the ballpark. The RailCats V.I.P lot for Season Ticket holders is located on Stadium Plaza Drive adjacent to U. S. Steel Yard and is only accessible with a V.I.P. Parking Pass.

For more information, contact the RailCats at (219).882.2255

# Media Policies

The Gary SouthShore RailCats Media Relations Department is responsible for addressing all media inquiries and facilitating media access to information including interview requests, authorizing credentials and ensuring a professional work environment for all media representatives visiting U.S. Steel Yard.

## Credentials

The Gary SouthShore RailCats offer both full-season and single-game credentials for covering the team during the 2019 season. All credential requests must be made at least 24 hours in advance of a game that would be covered. Credentialed media will be admitted to the field prior to the game and will receive food and beverage. The RailCats reserve the right to refuse/revoke credentials at any time.

## Press Box

The press box is located on the suite level, directly behind home plate. The press box will open four hours before each scheduled game and will close 60 minutes after the conclusion of the game. Updated rosters, lineups, statistics, game notes and press releases will be made available prior to each game. There are no assigned seats in the working area of the press box aside from the scoreboard and official scorer positions.

A secure wireless internet and phone access will be available to all media members working in the press box. The U.S. Steel Yard press box is a working environment, and as such, there is to be absolutely no cheering or profanity at any time. Any such behavior will result in immediate revocation of credential privileges. The Gary SouthShore RailCats promote a family-friendly atmosphere, but do ask those in attendance to be mindful that the press box is a professional, working area and should be treated as such at all times.

Seeking autographs from RailCats personnel or other celebrities while possessing a RailCats Media Credential is prohibited and strictly enforced. The consumption of alcohol is also strictly prohibited while in possession of a RailCats Media Credential.

## Interview Requests

All interview requests for players, coaches or front office members must be made 24 hours in advance. Players and coaches will be made available for interviews prior and after each game. No day of game requests for pre-game interviews will be honored.

Players and coaches are subject to availability upon request to the Gary SouthShore RailCats media relations staff. All interview requests can be made through Director of Broadcasting & Media Relations, Max Kelton, via email, phone or in person.

## Still Photographers Videographers

Still photographers have access to photography throughout the stadium, provided it does not interfere with the game or with a fan's view. Camera wells located at the far ends of the first and third base dugouts can be utilized by still photographers during game action.

Videographers are allowed to set up for shooting behind home plate on the main course or within the camera wells in each dugout. There is absolutely no photography or recording of video inside the team clubhouses.

# Ownership, Front Office & Medical Staff



Gary SouthShore RailCats  
 U.S. Steel Yard  
 One Stadium Plaza Gary, IN 46402

Phone: (219) 882-2255  
 Fax: (219) 882-2259  
 Website: [www.railcatsbaseball.com](http://www.railcatsbaseball.com)  
 General Email: [info@railcatsbaseball.com](mailto:info@railcatsbaseball.com)

Gary SouthShore RailCats Info.

Team Owners.....	Pat and Lindy Salvi
President, Salvi Sports Enterprises .....	Brian Lyter
Vice President & General Counsel, Salvi Sports Enterprises .....	Jennifer Piccione
General Manager .....	Brian Flenner
Senior Director of Operations & Head Groundskeeper .....	Noah Simmons
Manager of Marketing & Promotions .....	Ashley Nylen
Assistant Director of Business Development .....	R. Matt Marquez
Director of Broadcasting & Media Relations .....	Max Kelton
Director of Food & Beverage .....	Rod Mackenzie
Box Office Manager .....	Matthew Murphy
Marketing Consultant .....	Renee Connelly
Game Day Producer .....	Calvin Standifer
Clubhouse Manager .....	Jack Stancl
Team Physician .....	Dr. Omar Perez
Athletic Trainer .....	Stephanie Lohman
Broadcasting & Media Relations Assistant .....	Drew Westland
Promotions Assistant .....	Darnell Harwood
Graphic Design Assistant .....	Adrien Hall
Assistant Head Groundskeeper .....	Hunter Mihalic
Stadium Operations/Groundskeeping Intern .....	Parker Bryant

# Ownership, Front Office & Medical Staff Bios

## Pat and Lindy Salvi- Team Owners



Years as Owners, Gary SouthShore RailCats: 14

### Pat Salvi's Alma Maters:

B.A., Cum Laude, St. Mary's University of Minnesota

J.D. University of Notre Dame Law School

Doctor of Laws, Honoris Causa, St. Mary's University of Minnesota

Lindy Salvi's Alma Mater: B.S., St. Mary's College (Ind.)

Pat and Lindy Salvi of Chicago, IL purchased a 100% stake in the Gary SouthShore RailCats in April 2008.

A lifetime baseball aficionado, Mr. Salvi decided it was time to enter the world of minor league baseball and purchased his first team, the Gary SouthShore RailCats, in 2008. After finding much success with the RailCats, including reaching the playoffs in each of his first three seasons and securing a championship in 2013, Mr. Salvi expanded his enterprise to include a 100% interest in the Schaumburg Boomers (Frontier League). Under Mr. Salvi's leadership and direction, the mission of Salvi Sports is to combine family, fun, and baseball to provide an exceptional level of affordable family entertainment in a safe and enjoyable atmosphere. This will be the RailCats 18th season in the league.

Pat Salvi is the managing equity partner of the prominent Chicago personal injury law firm, Salvi Schostok & Pritchard, P.C. He attended Saint Mary's University in Winona, Minnesota where he received his Bachelor's degree, and then received his Juris Doctorate from the University of Notre Dame. He has published numerous articles in law journals, lectured at legal seminars, taught classes at universities such as Northwestern, Harvard and Notre Dame. He currently serves as the Chairman of the Law School Advisory Council at the University of Notre Dame and also serves as the Director of the RailCats as its representative with the American Association of Independent Baseball.

One of the most prominent attorneys in the country, Pat Salvi is consistently recognized with "Best Lawyers in America", "Illinois Super Lawyers", and "Leading Lawyers." Mr. Salvi's peers have selected him to the Illinois Super Lawyers Top 10 List every year since 2014 and Leading Lawyers Magazine has named Mr. Salvi to three "Top Ten" lists every year since 2016. In 2017, Mr. Salvi served as lead counsel on a trial team that obtained an Illinois record-high \$148 million jury verdict.

Salvi Schostok & Pritchard, P.C. represents victims in personal injury, medical malpractice and wrongful death cases.

Lindy Salvi graduated from Saint Mary's College in South Bend with a nursing degree, meeting Pat while at school. Along with raising their five sons, Lindy became an active community volunteer. She has been involved as a member, committee chairperson, board member and chairperson with:

- School of Saint Mary's in Lake Forest
- Junior League of Evanston-Northshore
- Carmel Catholic High School
- Misericordia Heart of Mercy Homes
- Patrick's Church in Lake Forest
- Holy Name Cathedral in Chicago

Currently, Lindy Salvi has a practice teaching AntiGravity Fitness.

The Salvi family is excited and thrilled to be part of the Northwest Indiana community and to lead the RailCats to yet another championship season. Go RailCats!



# Ownership, Front Office & Medical Staff Bios



## **Brian Lyter — President, Salvi Sports Enterprises**


**Years as President, Salvi Sports: 2**

**Brian Lyter's Alma Mater: B.A., West Virginia University**

Brian Lyter enters his second season as President, Salvi Sports Enterprises overseeing operations of all Salvi Sports franchises. Formerly, Brian spent the 2015-2018 seasons as the RailCats' General Manager. Before his promotion to GM, Lyter spent the 2014 season as the RailCats' Assistant General Manager and 2013 as the Director of Sales. Brian enters his 13th season in minor league baseball in 2021.

Prior to joining the RailCats Brian spent the previous four seasons with the Arkansas Travelers, the Double A Affiliate of the Los Angeles Angels. In 2009, Lyter began his journey as a stadium operation intern with the Travelers, and eventually became the Director of Stadium Operations in 2010. He worked as an Account Executive and Merchandise Manager in 2011, and was the Director of Food and Beverage for the 2012 season.

Brian, originally from Allegany, New York, graduated from West Virginia University with a Bachelor's degree in Sports Management, and minors in Business Administration and History. He is an avid Buffalo Bills, West Virginia Mountaineer, and New York Yankee fan. Brian, his wife, Laura, and daughter Annalee reside in Merrillville.



## **Jennifer Piccione — Vice President & General Counsel, Salvi Sports Enterprises**

**Years as VP & General Counsel, Salvi Sports: 5**

**Jennifer Piccione's Alma Maters:  
B.A., University of Illinois at Urbana—Champaign  
J.D., Cum Laude, Loyola University Chicago School of Law**

Jennifer Piccione serves as Vice President and General Counsel to Salvi Sports Enterprises. Jennifer oversees the business operations of the Salvi owned franchises made up of the Schaumburg Boomers (Frontier League), Gary SouthShore RailCats (American Association), North Shore Navigators (Futures Collegiate Baseball League) and the Martha's Vineyard Sharks (FCBL). As General Counsel, she is also responsible for leading corporate strategic and tactical legal initiatives for the organization.

Prior to joining Salvi Sports Enterprises, Jennifer served as Chief Executive Officer of The Hum Spirits Company, a Chicago-based craft spirits company, which she co-founded. She successfully raised all of the Company's start-up capital and served on the Company's Board of Managers. Jennifer oversaw all sales and marketing efforts, achieved national distribution of the Company's product and was the lead on all strategic partnerships.

Prior to her career in the craft spirits business, Jennifer was an associate at a Chicago area law firm where she focused on business law and general litigation. It was during this time, she developed a passion for business consulting, small business start-ups and the art of raising capital for small businesses.

Jennifer started her legal career as a criminal prosecutor for the DuPage County State's Attorney's Office. She soon earned the 1st Chair Attorney position in charge of the Domestic Violence courtroom where one of her greatest achievements was successfully prosecuting a foster mother and Chicago public school teacher for severely abusing her developmentally disabled son, whom the defendant had coached to testify on her behalf. During this time, she successfully tried hundreds of bench and jury trials in both the misdemeanor and felony divisions and earned a Special Commendation Award for her service.

Jennifer received her law degree from Loyola University in Chicago and a Bachelor of Arts from the University of Illinois at Urbana—Champaign. She has participated in athletics her entire life and is a die-hard Chicago sports fan. Combining her love of sports and her legal and business experience was a natural step in her career and a life-long dream.

# Ownership, Front Office & Medical Staff Bios



## **Anthony Giammanco — General Manager**

Email: [agiammanco@railcatsbaseball.com](mailto:agiammanco@railcatsbaseball.com)

Years with Gary SouthShore RailCats: 1

Noah Simmon's Alma Mater: B.A. Concordia University, Chicago

Anthony Giammanco is a native of Bartlett, Illinois and attended Concordia University Chicago. At Concordia, Giammanco obtained a degree in Sports Management with minors in both Marketing and Communication.

Giammanco got his start in baseball by spending four years with the Schaumburg Boomers of the independent Frontier League.

In 2017, Giammanco started as a Box Office Intern from January to May of that year. Afteward, he was promoted to Box Office Manager. He stayed at that position until he was promoted to Assistant General Manager in 2019. He was then promoted to General Manager with the Gary SouthShore RailCats, staying in the Salvi Sports family, as he transitions from Schaumburg to Gary during the 2021 season.



## **Noah Simmons— Assistant General Manager/ Head Groundskeeper**

Email: [nsimmons@railcatsbaseball.com](mailto:nsimmons@railcatsbaseball.com)

Years with Gary SouthShore RailCats: 9

Noah Simmon's Alma Mater: Portage High School

Noah Simmons enters his 9th season with the RailCats as Senior Director of Operations/Head Groundskeeper. Simmons is charged with the full time, and important, task of maintaining the RailCats home playing surface year round.

Simmons started in Schaumburg when he was 12 years old and worked there for two years before making his way back to Gary to work for the RailCats, where he has been since. The rumors that Simmons was born at the Steel Yard are actually false but he has been a part of the operation for so long that it might seem that way.

In addition to keeping the Steel Yard in tip top shape, Simmons also oversees facilities and operations of the Steel Yard for the RailCats. He is 2015 graduate of Portage High School and makes his home in Portage.



## **Ashley Nylén — Manager of Marketing & Promotions**

Email: [anynlen@railcatsbaseball.com](mailto:anynlen@railcatsbaseball.com)

Years with Gary SouthShore RailCats: 3

Ashley Nylén's Alma Mater: B.S., Ball State University

Ashley Nylén returns to the RailCats in 2020 as the Manager of Marketing and Promotions for her 5th season with the club, spending 2019 as the Community and Promotions Coordinator, 2018 as Marketing/Promotions Assistant and 2017 as a Marketing/Promotions Intern.

She graduated from Ball State University in December 2018 with a B.S. in Public Relations and minor in Marketing. Ashley resides in Portage, Indiana.

Ashley is from Schereville, Indiana and attended Lake Central High School where she competed on their Varsity Softball Team. In her spare time she enjoys catching a baseball game, traveling and drinking a good cup of coffee. She even has fond memories of attending RailCats games with her family growing up.

# Ownership, Front Office & Medical Staff Bios



## **Max Kelton- Director of Broadcasting and Media Relations**

Email: [mkelton@railcatsbaseball.com](mailto:mkelton@railcatsbaseball.com)

Years with Gary SouthShore RailCats: 1

Alma Mater: B.A., University of California, Santa Barbara

Max Kelton joins the RailCats for the 2021 season as the Director of Broadcasting and Media Relations. Kelton, a California native, formerly served as the Director of Broadcasting for the Santa Barbara Foresters, a collegiate summer ball team located in Southern California during the 2020 season following his graduation from the University of California, Santa Barbara in June of 2020.

While at UCSB, Kelton served as the Sports Director of KCSB FM Radio 91.9 in Santa Barbara while also functioning as an Assistant Sports Information Director with UC Santa Barbara's Intercollegiate Athletics department. Included in his work with UCSB Athletics, Kelton is credited as the Founder and Host of the Up, Up, and Ole podcast, where players, coaches and alumni are highlighted on every episode. His favorite sports memory is calling a buzzer beater in a sold-out rivalry game, his final broadcast before Covid hit.

Kelton self-identifies as a hot sauce aficionado, Boston sports fanatic, 70's rock and roll lover, and a stand up comedy connoisseur.



## **R. Matt Marquez- Assistant Director of Business Development**

Email: [mmarquez@railcatsbaseball.com](mailto:mmarquez@railcatsbaseball.com)

Years with Gary SouthShore RailCats: 1

Alma Mater: B.S. University of Iowa, TIPPIE College of Business

Matt Marquez joins the RailCats for the 2021 Season as Assistant Director of Business Development. He has worked in the Sports Industry for 7 years, most recently with the Chicago Bulls G-League Affiliate, the Windy City Bulls (2018-2020) as an Account Executive of New Business Development where he not only focused on Season Ticket Memberships but was a driving force for building the Windy City Bulls Brand amongst the Business Community in the Hoffman Estates Area. Prior to the Windy City Bulls, his career has included stints with a variety of sports and teams including, the Chicago Sky (2016-2018), Milwaukee Bucks (2015-2016), Cedar Rapids Kernels (2015), and Chicago Bandits (2014).

Matt Received both his B.S. in Business Management with a concentration on professional sports and Entrepreneurial Certificate from the TIPPIE College of Business in 2015, whilst he was service the State of Iowa in the Iowa Army National Guard (2009-2017) with the 1133rd Det. 1 out of Iowa City as a Motor Transportation Operator (88M).

He is originally from Hazel Crest, IL and is active in the community networking with local community and business leaders.



## **Jack Stancl- Clubhouse Manager**

Email: [mmarquez@railcatsbaseball.com](mailto:mmarquez@railcatsbaseball.com)

Years with Gary SouthShore RailCats: 1

Alma Mater: B.S. Western Michigan University

Jack spent 4 great years standing atop the pitchers mound for South Elgin high school where he earned All-Conference honors as a junior and senior. With that success as a player, he knew his destiny was to remain around the game he loves even after his playing days were over. Jack is excited to join the staff of the Railcats after earning a sports management degree from Western Michigan University.

As the clubhouse manager, Jack understands the importance of the players and coaching staff being 100% focused on the game and is ready to work behind the scenes to help them be ready on the field. In addition to clubhouse duties, Jack is willing to do whatever it takes which may include assisting to make the playing surface at US Steel Yard be one of the premier fields in all of professional baseball.

# Ownership, Front Office & Medical Staff Bios



## **Rod Mackenzie- Director of Food and Beverage**

Email: [rmackenzie@railcatsbaseball.com](mailto:rmackenzie@railcatsbaseball.com) Years

with Gary SouthShore RailCats: 1

Alma Mater: Brown Mackie College

Rod MacKenzie brings years of food and beverage experience and knowledge to the Gary SouthShore RailCats. With more than 20 years in the industry, Rod's background spans from small independently owned restaurants, to large hotels and casinos. He has held various positions in the industry including Bar Manager, General Manager, Beverage Manager, Restaurant Manager, Banquet Manager, Food and Beverage Manager, and Taproom Manager.

Capitalizing on his love of great beer, Rod began his beer education journey by obtaining his Certified Beer Server certificate through the Cicerone program in 2016, where he learned a more gracious and humble approach to talking about and enjoying beer. With beer being a ballpark staple, Rod would love to chat with you about it over a hot dog and beer!

His wife of 13 years, Melanie likes to joke how she has visited more breweries than many beer lovers, while she is not a beer drinker! More for us! We're Up!



## **Matt Murphy- Box Office Manager**

Email: [mmurphy@railcatsbaseball.com](mailto:mmurphy@railcatsbaseball.com)

Years with Gary SouthShore RailCats: 2

Alma Mater: University of Indiana, Bloomington

Matthew Murphy will be graduating from IU in the spring with a bachelor's degree in science from the school of public health in Sports Marketing and Management. Murphy grew up across the border in Chicago Heights Illinois, and now lives in St. John, Indiana. He loves playing and watching any sport that he can, especially basketball and baseball. Murphy also loves boating on lakes and water skiing. He has an eclectic music taste, and enjoys having a good time with his friends and family.



## **Renee Connelly-Marketing Consultant**

Email: [frconnelly@hotmail.com](mailto:frconnelly@hotmail.com)

Years with Gary SouthShore RailCats: 17

Alma Mater: B.A., Indiana University Northwest

Renee Connelly returns to the RailCats as Marketing Consultant for the 2020 season. She has served on many non for profit boards throughout the The Region and loves building relationships to market the RailCats. Renee is known for her tireless advocacy on behalf of both the City of Gary and Northwest Indiana.

Previously, she has served as an Account Exective at CoCa-Cola and was a member of the RailCats front office during the 2005 Northern League Championship season as the Corporate Sales Executive. Throughout her 17 years with the team, Renee has been a part of three Championships and looks forward to winning many more.

She developed a love of sports from her days as a youth soccer coach for 18 years in her native Merrillville. Renee has three wonderful children, two beautiful daughter-in-laws, a great son-in-law and eight gorgeous grandchildren. Renee resides in Merrillville.

# Ownership, Front Office & Medical Staff Bios



## Calvin Standifer- Game Day Producer

**Email:** calvin.usquared@gmail.com

**Years with Gary SouthShore RailCats:** 4

**Mr. Calvin Standifer's Alma Mater:** B.A., Columbia College

Calvin Standifer joins the Gary SouthShore RailCats for the fourth time as the team's Game Day Producer in 2021. Calvin previously worked for the RailCats in 2006 as a Camera Operator. An accomplished film and television producer, director and editor, Calvin currently serves as the Production Engineer for the city of Gary, is in the post-production stages of his first full length feature film, "Carter's Game" and is in the pre-production stages of his second full length feature film, "Ms. Buckingham."

While studying at Columbia College in Chicago, Calvin was presented with the opportunity to direct a short film which received many accolades at the 2008 International Pan-African Film Festival in Cannes, France and earned him the prestigious award for "Best Director". Calvin established his own production company, Run Horse Run Entertainment and fulfilled a lifelong dream of working with one of his idols, world renowned film director Spike Lee on the late great Michael Jackson's last music video, "This Is It".

When Calvin is not in the studio or behind the camera, he enjoys spending time with his fiancée, Lisa, and his four children, Edwin, Calvin III, Kyree, and Riley. Whether it's grooming his oldest son to follow in his footsteps, making puppets with his youngest, cooking or writing, Calvin likes to express his creative side. Calvin also enjoys playing chess, Texas hold 'em, watching movies and traveling.

Calvin served his country in the US Navy during Desert Storm and it allowed him the opportunity to travel to many countries and continents. Film making, film festivals and leisure time allowed him to travel to many others such as France, (where he climbed the Eiffel Tower in Paris with his 79-year-old grandfather), Turkey, Africa, Germany, Switzerland, Belize and the list goes on.



## Stephanie Lohman- Athletic Trainer

**Years with Gary SouthShore RailCats:** 4

**Alma Maters:** B.S., Ball State University M.S., Southeast Missouri State University

Stephanie Lohman returns to the Gary SouthShore RailCats in 2021 for her fourth season as the team's Athletic Trainer.

Stephanie is a 2016 graduate of Ball State University, in Muncie, Ind., and was able to work with the baseball team and other sports team during her time there.

Following graduation in 2016, Stephanie went on to be a Graduate Assistant Athletic Trainer at Southeast Missouri State University. While there, she was the Athletic Trainer for both the Women's Volleyball and Women's Tennis programs. While she never lost her love for baseball, she was able to help with baseball whenever she could. While working for Southeast Missouri State University, Stephanie also earned her Master's Degree in Higher Education with a concentration in Athletic Administration.



## Dr. Omar Perez- Team Physician

**Years with Gary SouthShore RailCats:** 4

**Dr. Omar Perez's Alma Mater:**  
**M.D., University of Puerto Rico School of Medicine**

Dr. Omar Perez, M.D., with the Methodist Physician Group Orthopedic and Spine Center in Merrillville, Ind., was named the RailCats Physician on March 2, 2018. Dr. Perez specializes in orthopedic surgery, especially shoulder procedures, and sports medicine. During his career, Dr. Perez has treated world-class athletes in the NFL, NBA, and NCAA, as well as working with a number of major league baseball organizations. His specialty training includes both pediatric and adult sports medicine, so he's been on the sidelines for many local recreational athletes, too.

After completing his undergraduate and medical school training, Dr. Perez studied Orthopedic Sports Medicine as a fellow at Baylor/University of Texas. He maintains affiliations with the American College of Surgeons, the American Academy of Orthopedic Surgeons, and The American Orthopedic Society of Sports Medicine. Dr. Perez prescribes to the theory that movement is the key to creating change in people's lives. In his work at the Methodist Physician Group Orthopedic and Spine Center, he helps restore that motion to his patients

# Additional Staff

## Keeping the Grounds



**Hunter Mihalic**  
Assistant Head Groundskeeper/  
Operations



**Parker Bryant**  
Stadium Operations/  
Groundskeeping intern


## Hospitality Stars



**Julianna Phelps**  
Suite and premium  
Experience Intern



**Christian Arellano**  
Suite and premium  
Experience Intern



**Christina Zubi**  
Suite and premium  
Experience Intern

## The Social Grind



**Drew Westland**  
Broadcasting and Media  
Relations Intern



**Darnell Harwood**  
Promotions and  
Marketing Intern

# Broadcast Information

Max Kelton will direct, produce, and deliver all 100 broadcasts for the 2021 season, while Drew Westland will join him in the booth for select home games at the Steel Yard.

**Max Kelton- Director Of  
Broadcasting and Media Relations**



Max Kelton joins the RailCats for the 2021 season as the Director of Broadcasting and Media Relations. Kelton, a California native, formerly served as the Director of Broadcasting for the Santa Barbara Foresters, a collegiate summer ball team located in Southern California during the 2020 season following his graduation from the University of California, Santa Barbara in June of 2020.

While at UCSB, Kelton served as the Sports Director of KCSB FM Radio 91.9 in Santa Barbara while also functioning as an Assistant Sports Information Director with UC Santa Barbara's Intercollegiate Athletics department. Included in his work with UCSB Athletics, Kelton is credited as the Founder and Host of the Up, Up, and Ole podcast, where players, coaches and alumni are highlighted on every episode. His favorite sports memory is calling a buzzer beater in a sold-out rivalry game, his final broadcast before Covid hit.

Kelton self-identifies as a hot sauce aficionado, Boston sports fanatic, 70's rock and roll lover, and a stand up comedy connoisseur.



For the first time ever, all home games will be streamed live on AA Baseball TV and all games, both at home and on the road, will be simulcast on WE-FM Radio 95.9, home of the Gary SouthShore RailCats.

The American Association of Professional Baseball has unveiled re-branded apps on the Apple App Store and Google Play Store in addition to a streaming integration with Roku and Amazon Fire Stick. This enables fans to watch the game they grew up loving from virtually any television, tablet or mobile device.


Fans with Roku and the Amazon Fire Stick can now stream games directly through those services to their televisions or other devices. The re-branded apps found on the Apple App and Google Play stores are user interface updates meaning the functionality of the products meet the same high standards as previous years, but the overall design and branding of the streaming service has been upgraded from previous versions.

"Following the league's official re-brand in December 2020 and the launch of AABaseball.com earlier this year, the next piece of the puzzle was to continue raising the bar on our streaming assets and offerings to match the quality of our other digital products," said American Association Commissioner Joshua Schaub. "It was a clear win-win opportunity for all baseball fans."

Fans can stream every American Association regular season and playoff game of their favorite teams when they're at home or on the road at AABaseball.tv for just \$12.99 per month.

# Manager

# Greg Tagert



Height: 6-1

Bats: R

Weight: 175

Throws: R

 Tag-ert

# Greg Tagert

# 27

Manager

Nickname	Skip
Date of Birth	January 5, 1963 in Vacaville, California
Current Residence	Sacramento, CA
2021 Opening Day Age	58
Managerial Experience	27 years
Former Team	Kenosha Mammoths, 2003
College	San Francisco State University
Acquired	Signed as a free agent in 2005

Greg Tagert returns to the Gary SouthShore Railcats in 2021 for his 17th season (27th overall) as the team's manager. Tagert has won three league championships (2005, 2007, 2013) and has finished with a .500 winning percentage or better record in 15 seasons since becoming the Manager of Gary SouthShore.

The RailCats qualified for the American Association playoffs for the second straight season in 2018 after claiming the North Division Title on the final day of the regular season. Gary also finished with a single-season franchise record 59 regular-season wins in 2018. The Railcats regular-season Division Title and back-to-back playoff appearances were also firsts for Gary since merging from the now defunct Northern league to the American Association in 2011.

Tagert, a four-time League Manager of the Year (2001, 2007, 2009, 2016), has led Gary to the playoffs eight times (six straight from 2005-2010), six Championship Series, two Central Division Titles, one North Division Title, and has helped advance 24 former Rail-Cats to affiliated baseball, including 2006 outfielder Nathan Haynes, who played in the MLB for the Los Angeles Angels and Tampa Bay Rays from 2007-2008. Tagert's most recent player to have his contract purchased by an MLB affiliate was shortstop Ryan Fitzgerald, who had his contract purchased by the Boston Red Sox on May 3, 2018.

Tagert has also helped advance over 20 coaches to the affiliated ranks, has three former coaches currently managing in Independent Baseball and has three former players/coaches currently coaching in the Major Leagues (Anthony Iapoco, Chicago Cubs Hitting Coach; Andy Haines, Milwaukee Brewers Hitting Coach; Jose Yopez, Atlanta Braves Bullpen Catcher).

Tagert has developed three Northern League Pitchers of the Year, two League Rookie of the Year winners, a Northern League Player of the Year, Defensive Player of the Year, five Baseball America All-Independent League selections, eight full-season Northern League All-Stars and two full-season American Association All-Stars.

Before becoming a professional manager in 1995, Tagert worked as a scout for the Detroit Tigers and as a pitching coach at the University of New Mexico. A native of Vacaville, Calif., Tagert pitched collegiately at San Francisco State University.

Tagert and his wife, Mary, have four children (sons Ben, Josh and Sam, and daughter, Elaine).



# Manager | Greg Tagert



## Managerial History

Year	Club	League	Affiliate	Level	Record	Finish	Playoffs
1995	Ohio Valley	Frontier	--	Ind.	36-34	5th (8)	
1996	Brainerd	Prairie	--	Ind.	7-9	(team folded)	
1997	Evansville	Frontier	--	Ind.	46-33	2nd (8)	Lost Finals
1998	Evansville	Frontier	--	Ind.	43-36	4th (8)	Lost Semis
1999	Evansville	Frontier	--	Ind.	43-41	T-3rd (10)	Lost Semis
2000	Evansville	Frontier	--	Ind.	45-38	4th (10)	Lost Finals
2001	Dubois County	Frontier	--	Ind.	48-36	3rd (12)	Lost Semis
2002	Dubois County	Frontier	--	Ind.	52-32	3rd (12)	Lost Semis
2003	Kenosha	Frontier	--	Ind.	47-42	7th(12)	
2004	Ozark	Frontier	--	Ind.	52-44	6th (12)	
2005	Gary	Northern	--	Ind.	54-42	3rd (12)	Lg. Champions
2006	Gary	Northern	--	Ind.	51-46	3rd (8)	Lost Finals
2007	Gary	Northern	--	Ind.	58-38	1st (8)	Lg. Champions
2008	Gary	Northern	--	Ind.	56-40	2nd (6)	Lost Finals
2009	Gary	Northern	--	Ind.	57-39	1st (6)	Lost Finals
2010	Gary	Northern	--	Ind.	52-48	4th (8)	Lost Semis
2011	Gary	Amer. Assoc.	--	Ind.	54-46	5th (14)	
2012	Gary	Amer. Assoc.	--	Ind.	50-50	8th (13)	
2013	Gary	Amer. Assoc.	--	Ind.	58-41	3rd (13)	Lg. Champions
2014	Gary	Amer. Assoc.	--	Ind.	53-47	5th (12)	
2015	Gary	Amer. Assoc.	--	Ind.	45-55	T-9th (13)	
2016	Gary	Amer. Assoc.	--	Ind.	52-48	T-6th (12)	
2017	Gary	Amer. Assoc.	--	Ind.	57-43	T-4th (12)	Lost Semis
2018	Gary	Amer. Assoc.	--	Ind.	59-41	T-4th (12)	Lost Semis
2019	Gary	Amer. Assoc.	--	Ind.	40-59	T-8th (12)	

# Assistant Coaches | Marty Joyce & Tony Rodriguez



Height: 6-1

Bats: R

Weight: 190

Throws: R



JOY-s



N/A

## Marty Joyce

# 44

**THIRD BASE COACH,  
DEFENSIVE  
COORDINATOR**

Nickname	Smiley
Date of Birth	January 14, 1994 in Chicago, Illinois
Current Residence	Chicago, Illinois
2021 Opening Day Age	27
Professional Experience	5
Former Team	South Suburban College
College	Moraine Valley Community College
Status	Signed through 2021

Marty Joyce returns to the Gary SouthShore RailCats for his third season as an assistant coach. In 2021, Joyce will be the third base coach, defensive coordinator, and director of analytics.

Joyce is currently the assistant baseball coach and recruiting coordinator for South Suburban College. Previously, he was the head baseball coach at Olive-Harvey College in Chicago, Ill. where he currently holds the single season record for wins and winning % in a season. Joyce played collegiate baseball at Moraine Valley Community College in Palos Hills, Ill., from 2012-13. Joyce also played for the Great Lakes Regional Team during the 2006 Little League World Series in Williamsport, Penn.

Joyce is a 2011 graduate of Lockport Township High School and currently resides in New Lenox, IL.



Height: 5-9

Bats: R

Weight: 160

Throws: R



Rod-ree-gez



N/A

## Tony Rodriguez

# 19

**FIRST BASE,  
INFIELD COACH**

Nickname	T-Rod
Date of Birth	May 2, 1991 in Caracas, Venezuela
Current Residence	Caracas, Venezuela
2021 Opening Day Age	23
Professional Experience	0.002
Former Team	April 11, 2019 @ ARI (with SD)
College	Acquired from WSH in exchange for Derek Norris, December 2, 2016
Status	Signed through 2020

Played 2 years at Olive Harvey College in Chicago, IL

Transfer Northern Illinois University where he majored in sports management

Director of Little Village Sluggers, a baseball program for inner city kids

Served as a Assistant Coach at Solorio High School where the team won the 2016 Regional Championship before becoming an Assistant Coach at Morton college from 2017 to 2019

Currently resides in Chicago

# Assistant Coaches | Matt Schmidt & Tom Thornton



Height: 5-11	Bats: R
Weight: 210	Throws: R



## Matt Schmidt

22  
HITTING COACH

Nickname	Schmitty
Date of Birth	March 25, 1992 in Chicago, Illinois
Current Residence	Chicago, Illinois
2021 Opening Day Age	29
Professional Experience	6
Former Team	Garden City Wind
College	Chicago State University
Status	Signed through 2021

### Coaching Background

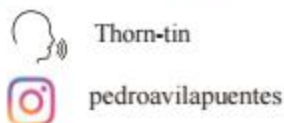
Coach Matt has started his coaching career off in 2015 with Mchenry County College in Crystal Lake, IL. There he worked with the hitters and outfielders until summer of 2018. In that time span the Scots went 135-38. After Mchenry he went on to take an Assistant Coach position at his Alma Mater Chicago State University for the 2019 season also working with defense and hitting. After that season concluded, he took a manager job with the Kitchener Panthers of the Intercounty Baseball League (IBL) in Ontario, Canada. Unfortunately, covid-19 had closed the border. Since 2020 Matt has been here with the Railcats as an assistant and now Hitting Coach for the upcoming 2021 season.

### Playing Background

Coach Matt's playing background includes two years at Mchenry County College where he earned All-Conference and All-Region Honors followed by 2 years at Chicago State University. There he earned First Team All-WAC honors in 2015. After college he played internationally in the Intercounty Baseball League (IBL) of Ontario, Canada. In 2016 and 2017 he played for the Guelph Royals. In 2018 he pursued a professional opportunity for the Garden City Wind of the Pecos League only to find himself back in the IBL to end the summer. His finally playing season started with the Welland Jackfish and a mid-season trade brought him back to the Guelph Royals to retire with the same team that initially signed him to the IBL.



Height: 6-6	Bats: L
Weight: 260	Throws: L



## Tom Thornton

13  
PITCHING COACH

Nickname	Big Green Monstah
Date of Birth	October 30, 1983 in Boston, Mass.
Current Residence	Boston, Mass,
2021 Opening Day Age	37
Professional Experience	15
Former Team	Schaumburg Boomers
College	University of Notre Dame
Status	Signed through 2021

Tom Thornton joins the RailCats coaching staff as the Pitching Coach just ten short years after his playing days in Gary. Thornton, a Boston, MA native, was drafted by the Detroit Tigers organization in the 21st round of the 2006 MLB Amateur Draft after previously spending time at University of Notre Dame during his college playing days.

Having played under Manager Greg Tagert during his 2010 stint with the RailCats, Thornton is thrilled to rejoin a rejuvenated and reimagined Tagert system, this time as a member of the behind-the-scenes crew in the coaching staff.

# Pitcher | Jack Alkire



Height: 5-11

Bats: R

Weight: 205

Throws: R



Al-kye-er



jackalkire48

## Jack Alkire

# 34

RIGHT-HANDED  
PTCHER

Nickname	The Flamethrower
Date of Birth	May 20, 1997 in Hyattsville, MD
Current Residence	Richmond, VA
2021 Opening Day Age	24
Professional Experience	3 years
Former Team	Milwaukee Milkmen (2020)
College	Virginia Commonwealth University
Status	Rookie

### Professional Career

#### 2020

After the cancellation of the RailCats 2020 season, Alkire signed with Milwaukee. The Virginia native appeared in just two games for the Milkmen, adding two total innings of work.

#### 2019

Following his graduation from VCU, Jack Alkire joined the Gary SouthShore RailCats in 2019 as a relief pitcher. Alkire belied a 3.71 ERA in 34 innings of work over 22 appearances out of the pen. His 44 strikeouts matched the second best mark in his career, but his 11.6 strikeouts per nine was a career-best, including all of his four seasons with VCU.

### Virginia Commonwealth University

#### 2019

A recent graduate from Virginia Commonwealth University, Alkire went 6-1 with a 4.26 ERA in 17 games (seven starts) as a senior. The right-hander allowed 27 runs (24 earned runs) on 41 hits and 21 walks while striking out 49 batters in a career-high 50.2 innings. Alkire limited opponents to a .218 batting average and tied for the team lead with six victories.

#### 2018

Alkire went 1-1 with a 2.50 ERA in 15 games (five starts). In 39.2 innings pitched, Alkire allowed 13 runs (11 earned) on 18 hits and 24 walks while striking out 44 batters. Alkire posted a career-best 1.06 WHIP and held opponents to a team-best .140 batting average.

#### 2017

As a sophomore in 2017, Alkire made one appearance against Marist, allowing two runs on two hits and a walk while striking out one. During the summer of 2017, Alkire played for the Bethesda Big Train of the Cal Ripken League, going 1-1 with a 5.21 ERA in 13 relief appearances. In 19 innings, the right-hander allowed 16 runs (11 earned) on 25 hits and 13 walks while striking out 22 batters.

#### 2016

As a freshman in 2016, Alkire went 1-1 with a 9.42 ERA in nine games (one start). In 14 innings, Alkire allowed 19 runs (15 earned) on 30 hits and seven walks while striking out 13 batters. During the summer of 2016, Alkire pitched for the Charlottesville TomSox of the Valley League, going 2-1 with a 4.23 ERA in 11 games (five starts). In 38.1 innings, Alkire allowed 19 runs (18 earned) on 35 hits and 12 walks while striking out 22 batters.

Prior to beginning his collegiate career in 2016, Alkire was the third-rated prospect in the state of Maryland for the 2015 graduating class and was named Second Team All-MET by the Washington Post.

### Personal

Son of Scott and Angela Alkire

# Pitcher | Jack Alkire

## Career Pitching Stats

Year	Age	AgeDif	Team	Lg	Lev	Aff	W	L	W-L%	ERA	RA9	G	GS	GF	CG	SHO	SV	IP	H	R	ER	HR	BB	IBB	SO	HBP	BK	WP	BF	WHIP	H9	HR9	BB9	SO9	SO/W
2016	19	-1.6	Virginia Commonwealth	A10	NCAA	1	1	.500	8.83	11.42	11		1	0	0			17.1	36	22	17	2	9	19	0	2	2	99	2.596	18.7	1.0	4.7	9.9	2.11	
2017	20	-0.6	Virginia Commonwealth	A10	NCAA	0	0		18.00	18.00	1		0	0	0			1.0	2	2	2	0	1	1	1	0	0	6	3.000	18.0	0.0	9.0	9.0	1.00	
2018	21	0.2	Virginia Commonwealth	A10	NCAA	1	1	.500	2.50	2.95	15		5	0	0			39.2	18	13	11	1	24	44	7	1	6	162	1.059	4.1	0.2	5.4	10.0	1.83	
2019	22	1.0	Virginia Commonwealth	A10	NCAA	6	1	.857	4.26	4.80	17		7	0	0			50.2	41	27	24	5	21	49	7	0	4	221	1.224	7.3	0.9	3.7	8.7	2.33	
2019	22	-4.6	Gary	AA	Ind	1	4	.200	3.71	4.76	22	0	6	0	0	1		34.0	38	18	14	0	19	0	44	3	0	1	162	1.676	10.1	0.0	5.0	11.6	2.32
2020	23	-5.1	Milwaukee	AA	Ind	0	0		0.00	0.00	2	0	1	0	0	0		2.0	2	0	0	0	2	0	2	1	0	0	10	2.000	9.0	0.0	9.0	9.0	1.00
NCAA (4 seasons)					NCAA	8	3	.727	4.47	5.30	44		13	0	0			108.2	97	64	54	8	55	113	15	3	12	488	1.399	8.0	0.7	4.6	9.4	2.05	
Other (2 seasons)					Other	1	4	.200	3.50	4.50	24	0	7	0	0	1		36.0	40	18	14	0	21	0	46	4	0	1	172	1.694	10.0	0.0	5.3	11.5	2.19
All Levels (5 Seasons)						9	7	.563	4.23	5.10	68	13	7	0	0	1		144.2	137	82	68	8	76	0	159	19	3	13	660	1.472	8.5	0.5	4.7	9.9	2.09



# Pitcher | Cole Cook



Height: 6-0

Bats: L

Weight: 205

Throws: L



cook



colecok5

# Cole Cook

# 5

LEFT-HANDED  
PITCHER

Nickname	Cookie
Date of Birth	July 7, 1997 in Washington, IL
Current Residence	Peoria, IL
2021 Opening Day Age	23
Professional Experience	2 years
Former Team	Southern Illinois Miners
College	Bradley University
Status	Rookie

## Southern Illinois Miners

### 2019

During his first season in professional baseball, Cook posted a 1-1 record while dealing a 3.92 ERA over five appearances, all of which were starts. The Illinois native added 20.2 innings of work and struck out 15 as the youngest member of the Miners in 2019.

## Bradley University

### 2019

Cole Cook's best season came as a senior with Bradley after making a transition from weekly starter to bullpen specialist. His 2.03 ERA and .714 win-loss percentage were both career-best marks for Cook who made 19 appearances, 15 of them in relief, while adding 62 innings pitched. While his strikeout numbers reduced from 52 the previous season to 38 in his senior year, Cook tallied a team and career-best 1.048 WHIP while reducing his walks per nine to a team-low 2.5 walks.

### 2018

Cook went 4-5 during his junior year with Bradley, producing a 4.88 ERA over 13 starts, totaling 75.2 innings pitched with a career-high 52 strikeouts. His team-best 2.89 strikeout to walk ratio also proved to be a college career-high.

### 2017

As the youngest starter on the roster, Cook delivered an 8-6 record coupled with a 4.77 ERA in 77.1 innings of work. The then-sophomore made 18 appearances and 11 starts in his first season of D1 baseball, recording a team-high in starts, wins, and innings pitched.

## Illinois Central College

Cook spent one season at the junior college level in 2016 where he contributed a 6-3 record in 12 starts, recording a 2.63 ERA with 62 strikeouts over 75.1 innings pitched.

## Washington Community HS

A three-year varsity letterman, Cook was selected for the McDonald's All-Star Game after each of his three seasons and he was a two-time, first-team All-Mid Illini Conference pick. Compiled a 20-5 record with a 1.81 ERA during his three-year varsity career. Posted his best numbers as a junior in 2014, when he was 9-1 with a 1.14 ERA in 104 innings while helping the Panthers to the Mid-Illini Conference title. Also played three years of basketball and one year of football at Washington.

## Personal

The son of Gary and Heidi Cook, Cole was born July 7, 1997 in Peoria, IL.

# Pitcher | Cole Cook



## Career Pitching Stats

Year	Age	AgeDif	Tm	Lg	Lev	Aff	W	L	W-L%	ERA	RA9	G	GS	GF	CG	SHO	SV	IP	H	R	ER	HR	BB	IBB	SO	HBP	BK	WP	BF	WHIP	H9	HR9	BB9	SO9	SO/W
2017	19	-1.7	Bradley	MVC	NCAA		8	6	.571	4.77	5.24	18		11	1	0	77.1	89	45	41	3	24	38	6	0	5	345	1.461	10.4	0.3	2.8	4.4	1.58		
2018	20	-0.6	Bradley	MVC	NCAA		4	5	.444	4.88	5.47	16		13	0	0	75.2	92	46	41	3	18	52	5	1	6	336	1.454	10.9	0.4	2.1	6.2	2.89		
2019	21	0.0	Bradley	MVC	NCAA		5	2	.714	2.03	2.03	19		4	0	0	62.0	48	14	14	1	17	38	2	1	2	244	1.048	7.0	0.1	2.5	5.5	2.24		
2019	21	-3.2	Southern Illinois	FRON	Ind		1	1	.500	3.92	3.92	5	5	0	0	0	0	20.2	28	9	9	0	4	0	15	1	0	1	93	1.548	12.2	0.0	1.7	6.5	3.75
NCAA	(3	seasons)			NCAA		17	13	.567	4.02	4.40	53		28	1	0	215.0	229	105	96	7	59	128	13	2	13	925	1.340	9.6	0.3	2.5	5.4	2.17		
Other	(1	season)			Other		1	1	.500	3.92	3.92	5	5	0	0	0	0	20.2	28	9	9	0	4	0	15	1	0	1	93	1.548	12.2	0.0	1.7	6.5	3.75
All Levels	(3	Seasons)					18	14	.563	4.01	4.35	58	33	0	0	1	0	235.2	257	114	105	7	63	0	143	14	2	14	1018	1.358	9.8	0.3	2.4	5.5	2.27

# Pitcher | Chris Erwin




# Chris Erwin

# 49

LEFT-HANDED  
PTCHER

Height: 6-0	Bats: L
Weight: 167	Throws: L



Nickname	Stingray
Date of Birth	August 10, 1995 in Grayson, GA
Current Residence	Grayson, GA
2021 Opening Day Age	25
Professional Experience	3 years
Former Team	Brilliance Baseball
College	Kennesaw State University
Status	Rookie

## Professional Career

### 2020

In the COVID-shortened 2020 season, Erwin signed with Baseball Brilliance in the Yinzer Baseball Confederacy. He also made six appearances out of the bullpen and threw 7.2 innings. Erwin gave up nine runs, eight of them earned, and struck out nine while walking seven.

### 2019

In 2019, Erwin signed his first professional contract with the Sussex County Miners of the Canadian-American Association. He made two starts across three games and threw seven innings in Sussex County. Later in the season, Erwin joined the Florence Freedom in the Frontier League. There, he made six appearances out of the bullpen and threw 5.1 innings. He was able to strike out seven and walk only two batters.

## Kennesaw State

### 2017

In Erwin's senior campaign, he threw mostly as a starting pitcher, making eight starts across 11 total games. In 34.2 innings pitched, Erwin struggled with control at times, walking 35 batters while striking out only 22. He even made the transition as Kennesaw State's closer for a short period of time, even picking up a save.

### 2016

Erwin had a great junior season, showing out for the Owls as a lockdown starter in their rotation. He pitched in 13 games, starting them all, throwing 75 innings across the season. He accrued a 3-3 record while piling up the strikeouts. He was able to strike out 66 while walking 32 batters.

### 2015

As a sophomore, Erwin appeared in 16 games, eight of them being starts. In those games, he picked up a 5-4 record, marking a collegiate career high in wins. He also threw in 60.1 innings, striking out 64 and walking 27 in that time frame. Erwin's sophomore season marked a collegiate career high in K/9 and strikeouts/walks ratio.

## High School

Erwin attended Grayson High School where he helped lead his team to the state semifinals in his senior season. Erwin was listed as a Top 100 prospect in the state of Georgia in both his junior and senior years. He was also drafted by the Minnesota Twins in the 28th round of the 2013 MLB Draft, but opted to attend Kennesaw State instead.



# Pitcher | Nick Garcia



Height: 5-11

Bats: R

Weight: 207

Throws: R



gar-SEE-uh



nickgarcia18\_

# Nick Garcia

# 64

RIGHT-HANDED  
PITCHER

Nickname	Cheeks
Date of Birth	May 5, 1997 in Moreno Valley, CA
Current Residence	Moreno Valley, CA
2021 Opening Day Age	24
Professional Experience	2 years
Former Team	Road Warrior Black Sox
College	Missouri Valley College
Status	Rookie

## Professional Career

### 2020

Garcia signed his first professional contract in 2020, signing with the Road Warrior Black Sox of the Yinzer Baseball Confederacy. With the Black Sox, Garcia made five appearances on the mound along with one appearance as a starter, accruing a 1-1 record in that time. He threw in 15 innings, giving up ten runs, all of them earned. He also struck out six and walked four.

## Missouri Valley College

### 2019

In 2019, Nick Garcia pitched in 14 games, ten of them starts, for the Missouri Valley Vikings. Across 74.2 innings, he was stellar, rocking a 3.86 ERA while striking out 89 batters and only walking 20. He also added seven complete games and one complete game to his 2019 resume. Garcia received numerous honors at Missouri Valley College, including being named to the 2019 All-Conference Team. He also spent that summer playing ball with the Brooks Bombers of the Western Canadian League.

### 2018

In Garcia's first year at Missouri Valley, he was thrown into the rotation straight away, making twelve starts across twelve appearances that season. In 71.1 innings of work, Garcia had an ERA of 4.04. He was also very good in the control department, striking out 71 batters while walking just 19.



# Pitcher | David Griffin



# David Griffin

# 30

RIGHT-HANDED  
PTCHER

Height: 6-1

Bats: R

Weight: 205

Throws: R



GRIF-in



david\_\_griffin

Nickname	Griff
Date of Birth	July 16, 1996 in Hanover, MA
Current Residence	Milton, MA
2021 Opening Day Age	24
Professional Experience	3 years
Former Team	Road Warrior Black Sox
College	Curry College
Status	Rookie

## Professional Career

### 2020

Griffin split his 2020 season between two teams, the first being the Rockland Boulders of the AABC. While with Rockland, Griffin went 0-1 with a 7.24 ERA in 13.2 innings. He then moved onto the Road Warrior Black Sox where Griffin had another 0-1 record and a 11.17 ERA over 9.2 innings of work.

### 2019

David Griffin signed with Gary on Wednesday, May 29 to make his debut in professional baseball. The rookie delivered a 2-1 record in 12 appearances on the mound, including two starts. Griffin added 27.2 innings for the RailCats paired with a 3.58 ERA and 22 strikeouts on the year.

## Curry College

### 2018

All-CCC First Team Selection

Made eight appearances on the hill, starting in eight of them

Finished the year with a record of 5-2 with three complete game

Ended the season with a 2.18 ERA

Ranked third in the CCC in strikeouts, fourth in ERA, tied for third in Wins...Tied for third in the CCC in wins with five

Two-time CCC Pitcher of the Week

### 2017

All-CCC First Team selection

All-ECAC Division III New England selection

Made 12 appearances, starting in nine of them

Sported a record of 3-5 with three saves, tossed five complete games

Had an ERA of 2.00, ranked in the top five of the CCC in strikeouts, ERA and saves.

### 2016

All-CCC First Team selection

Made 15 appearances on the mound for Curry, starting in nine of them

Had a record of 4-7, tossed five complete games, Led the team with a 2.54 earned run average

### 2015

First year at Curry College, All-CCC Third Team selection

Appeared in 11 games on the rubber for the Colonels, starting in eight


# Pitcher | David Griffin

## Career Pitching Stats



Year	Age	AgeDif	Tm	Lg	Lev	Aff	W	L	W-L%	ERA	RA9	G	GS	GF	CG	SHO	SV	IP	H	R	ER	HR	BB	IBB	SO	HBP	EK	WP	BF	WHIP	H9	HR9	BB9	SO9	SO/W
2017	20	-0.6	Curry	OCCC	NCAA		3	5	.375	2.00	3.34	12			9	1	3	67.1	52	25	15	1	21	53	3	0	2	274	1.084	7.0	0.1	2.8	7.1	2.52	
2018	21	0.5	Curry	OCCC	NCAA		5	2	.714	2.40	3.70	8			7	1	0	41.1	29	17	11	1	17	59	3	0	2	172	1.113	6.3	0.2	3.7	12.8	3.47	
2019	22	-4.6	Gary	AA	Ind		2	1	.667	3.58	3.90	12	2	3	0	0	0	27.2	20	12	11	5	17	0	22	1	0	0	120	1.337	6.5	1.6	5.5	7.2	1.29
2020		23	2 Teams		2 Lgs	Ind	0	2	.000	8.87	9.64	6		5	0	0	0	23.1	34	25	23	4	9	27	0	1	0	68	1.843	13.1	1.5	3.5	10.4	3.00	
2020	23	-2.1	Rockland	AABC	Ind		0	1	.000	7.24	8.56	4			3	0	0	13.2	22	13	11	1	6	14	0	1	0	68	2.049	14.5	0.7	4.0	9.2	2.33	
2020	23	-2.2	Road Warrior	YINZ	Ind		0	1	.000	11.17	11.17	2		2	0	0	0	9.2	12	12	12	3	3	13	0	0	0	0	1.552	11.2	2.8	2.8	12.1	4.33	
NCAA (2 seasons)					NCAA		8	7	.533	2.15	3.48	20			16	2	3	108.2	81	42	26	2	38	112	6	0	4	446	1.095	6.7	0.2	3.1	9.3	2.95	
Other (2 seasons)					Other		2	3	.400	6.00	6.53	18	7	3	0	0	0	51.0	54	37	34	9	26	0	49	1	1	0	188	1.569	9.5	1.6	4.6	8.6	1.88
All Levels (4 Seasons)							10	10	.500	3.38	4.45	38	23	3	0	2	3	159.2	135	79	60	11	64	0	161	7	1	4	634	1.246	7.6	0.6	3.6	9.1	2.52



# Pitcher | Adam Heidenfelder



Height: 6-5      Bats: R  
Weight: 260      Throws: R

 HIE-din-fel-der  
 aheidenfelder22

# Adam Heidenfelder

# 66

**RIGHT-HANDED  
PITCHER**

Nickname	Heidi
Date of Birth	December 11, 1995 in Wantagh, NY
Current Residence	Old Westbury, NY
2021 Opening Day Age	25
Professional Experience	2 years
Former Team	Rockland Boulders
College	SUNY Old Westbury
Status	Rookie

## State University of New York- Old Westbury

After pitching in 21 games at SUNY Old Westbury, Adam Heidenfelder returned to his alma mater as the assistant baseball coach ahead of the 2020 season.

As a Panther, Heidenfelder shined in his final season on the mound as he concluded the 2019 season with career highs in earned run average (1.89), wins (4), complete games (3), complete game shutout (1), innings pitched (47.2) and strikeouts (43). The second-team All-Skyline selection led the conference in losses (1) while ranking among the league leaders in earned run average (3rd), opposing batting average (5th, .213), innings pitched (14th), batters struck out (9th), batters struck out looking (T-6th, 14), wins (T-4th), sacrifice bunts allowed (T-2nd, 2), sacrifice flies allowed (T-2nd, 2), hits allowed (4th, 38), runs allowed (T-2nd, 13), earned runs allowed (3rd, 10), walks allowed (T-3rd, 10) and doubles allowed (T-6th, 8).

Over his career, Heidenfelder posted an 8-5 record with a 3.26 earned run average while holding opposing batters to a .235 average as a Panther. He also fired 95 strikeouts (33 walks) in 110.1 innings of work.

Throughout his career, the former team captain garnered multiple awards as he was recognized as the Skyline Conference Pitcher of the Week twice and was named to the Skyline Conference Weekly Honor Roll once. After his 2019 season, he was named to a pair of second teams including All-Skyline and D3baseball.com All-New York Region. He was also named to the 2019 ABCA/Rawlings All-New York Region third-team.

## Prior to SUNY-Old Westbury

Since 2018, Heidenfelder has held the head coach and pitching coordinator title for the Diamond Spikes Baseball Organization. During his time at the New York Baseball Academy in 2014-16, Heidenfelder taught children ranging from ages nine to 17 the fundamentals of baseball.

Hofstra University, 2015: Made 13 appearances as a freshman with eight starts...Was 0-5 with an 8.76 ERA...Had 26 strikeouts in 37 innings of work...Allowed three runs on seven hits over seven innings in a no-decision at Charleston...Struck out a season-high six batters in five innings against Massachusetts-Lowell...Allowed two hits over six scoreless innings in a no-decision at Villanova...Threw scoreless innings of relief versus Manhattan and Elon...CAA Commissioner's Academic Award recipient.

Heidenfelder, a graduate of MacArthur High School, had a stellar high school career as he garnered multiple awards and was a back-to-back Doug Robbins Memorial Diamond Award recipient (2013-14). He also earned first-team All-Long Island and All-Nassau County honors in 2013-14. In 2014, he was named Nassau County Player of the Year, made the All-New York State second-team and was a Perfect Game All-American High Honorable Mention.

## Personal

Heidenfelder, a native of Levittown, New York, earned his bachelor's degree in history in 2019. Outside of baseball, Adam is a fan of both football and hockey. While playing in college, Adam wore No. 22 because it's his father's number, and he's always looked up to his dad.

# Pitcher | Adam Heidenfelder



## Career Pitching Stats

Year	Age	AgeDif	Tm	Lg	Lev	Aff	W	L	W-L%	ERA	RA9	G	GS	GF	CG	SHO	SV	IP	H	R	ER	HR	BB	IBB	SO	HBP	BK	WP	BF	WHIP	H9	HR9	BB9	SO9	SO/W		
2015	19	-1.7	Hofstra	CAA	NCAA		0	5	.000	8.76	8.76	13			8	0	0	37.0	45	36	36	5	29	26	8	0	3	187	2.000	10.9	1.2	7.1	6.3	0.90			
2015	19	-1.3	Lakeshore	NWDS	Smr		1	0	1.000	3.72	6.52	5	0	2	0	0	0	9.2	4	7	4	0	10	0	2	0	0	3	45	1.448	3.7	0.0	9.3	1.9	0.20		
2016	20	-0.5	Hofstra	CAA	NCAA		1	3	.250	8.05	8.05	22			0	0	0	34.2	39	31	31	5	25	44	5	0	4	169	1.846	10.1	1.3	6.5	11.4	1.76			
2017	21	0.7	SUNY Old Westbury	SKYC	NCAA		2	3	.400	3.40	4.91	10			9	1	0	47.2	44	26	18	0	18	39	3	0	1	216	1.301	8.3	0.0	3.4	7.4	2.17			
2018	22	1.2	SUNY Old Westbury	SKYC	NCAA		2	1	.667	7.20	7.20	3			3	0	0	15.0	19	12	12	0	5	13	4	0	0	72	1.600	11.4	0.0	3.0	7.8	2.60			
2019	23	1.6	SUNY Old Westbury	SKYC	NCAA		4	1	.800	1.89	2.45	8			8	1	0	47.2	38	13	10	0	10	43	4	1	0	196	1.007	7.2	0.0	1.9	8.1	4.30			
2020	24	-1.1	Rockland	AABC	Incl		1	0	1.000	2.45	2.45	3			1	0	0	7.1	9	2	2	0	2	5	0	0	0	31	1.500	11.0	0.0	2.5	6.1	2.50			
NCAA (5 seasons)										NCAA		9	13						182.0	185	118	107	10	87	165	24	1	8	840	1.495	9.1	0.5	4.3	8.2	1.90		
Other (2 seasons)										Other		2	0							17.0	13	9	6	0	12	0	7	0	0	3	76	1.471	6.9	0.0	6.4	3.7	0.58
All Levels (6 Seasons)												11	13							199.0	198	127	113	10	99	0	172	24	1	11	916	1.492	9.0	0.5	4.5	7.8	1.74
Ind (1 season)										Other		1	0							7.1	9	2	2	0	2	5	0	0	0	31	1.500	11.0	0.0	2.5	6.1	2.50	
Smr (1 season)										Other		1	0							9.2	4	7	4	0	10	0	2	0	0	3	45	1.448	3.7	0.0	9.3	1.9	0.20

# Pitcher Trevor Lubking



## Trevor Lubking

# 37

LEFT-HANDED  
PITCHER

Height: 6-0      Bats: L  
Weight: 205      Throws: L



Nickname	Lubby
Date of Birth	September 4, 1992 in Buckley, WA
Current Residence	Tacoma, WA
2021 Opening Day Age	28
Professional Experience	5 years
Former Team	Lincoln Saltdogs
College	Pacific Lutheran University
Status	Rookie

### Professional Career

#### 2019

In his first year with the RailCats, Lubking went 6-11 yet tallied a team-high 139 innings on the bump en route to a team-best 108 strikeouts and a 4.53 ERA. Nobody got more starts than Lubking's 24 on the year and the then-26 year old was able to record one complete game during the course of the season.

#### 2018

Signed with the Gateway Grizzlies of the Frontier League on May 25

Posted a career-high 23 appearances and seven games finished between the Gateway Grizzlies, San Rafael Pacifics and the Lincoln Saltdogs  
Went 0-1 with a 9.82 ERA in seven games (two starts) with Gateway

Signed with the San Rafael Pacifics and went 1-0 with a 1.96 ERA in 12 relief appearances

Tossed two scoreless innings of relief in his PACA debut on 7/12 vs. the Sonoma Stompers (2 IP, 0 R/0 ER, 0 H, 4 BB, 2 K)

Recorded his first PACA win on 7/25 vs. the Vallejo Admirals (2.2 IP, 0 R/0 ER, 0 H, 1 BB, 2 K)

Had his contract purchased by the Lincoln Saltdogs and finished without a record and a 1.93 ERA in four relief appearances

Didn't allow a run in his last three appearances of the season with Lincoln (3.2 IP, 0 R/0 ER, 1 H, 1 BB, 4 K)

Traded from Lincoln along with OF Angel Reyes to the Sussex County Miners of the Can-Am League on Dec. 5 as part of a three-way trade with Cleburne

#### 2015

Signed a minor league contract with the Milwaukee Brewers on April 24

Went 0-1 with one save and a 6.10 ERA in seven relief appearances with the Arizona League Brewers (Rookie Affiliate)

Struck out all three batters he faced in his Arizona League debut on 7/22 against the Arizona League Dodgers

Didn't allow a run in five of his seven appearances with the AZL Brewers

#### 2014

Selected by the Tampa Bay Rays in the 14th round of the MLB Draft out of Pacific Lutheran University as a junior

Went 2-4 with a 3.51 ERA in 12 games (10 starts) with the Princeton Rays of the Appalachian League (Rookie Affiliate)

### Personal

Named All-State as a senior at White River High School in 2011

Pitched collegiately at Pacific Lutheran University from 2012-14

Pitched for the Wenatchee Applesox of the West Coast Summer Baseball League in 2012 and 2013

First Team All-Northwest Conference as a sophomore and junior at PLU from 2013-14

Named Second Team All-West Region as a junior in 2014 at PLU

Third all-time among PLU pitchers with 290 strikeouts and fifth with a 2.85 ERA

Son of Thomas and Cathy Lubking; has a brother, Mallor

# Pitcher Trevor Lubking

## Career Pitching Stats

Year	Age	AgeDif	Tm	Lg	Lev	Aff	W	L	W-L%	ERA	RA9	G	GS	GF	CG	SHO	SV	IP	H	R	ER	HR	BB	IBB	SO	HBP	EK	WP	BF	WHIP	H9	HR9	BB9	SO9	SO/W
2014	21	0.5	Princeton	APPY	Rk	TBR	2	4	.333	3.51	4.44	12	10	1	0	0	0	48.2	44	24	19	7	10	0	43	1	0	5	203	1.110	8.1	1.3	1.8	8.0	4.30
2015	22	1.5	Brewers	ARIZ	Rk	MIL	0	1	.000	6.10	6.10	7	0	5	0	0	1	10.1	11	7	7	0	6	1	14	0	0	3	49	1.645	9.6	0.0	5.2	12.2	2.33
2018	25		3 Teams	3 Lgs	Ind		1	1	.500	4.50	5.29	23	2	7	0	0	0	34.0	25	20	17	4	26	0	40	4	0	9	157	1.500	6.6	1.1	6.9	10.6	1.54
2018	25	-0.1	San Rafael	PACA	Ind		1	0	1.000	1.96	2.95	12	0	2	0	0	0	18.1	7	6	4	0	16	0	25	2	0	6	81	1.255	3.4	0.0	7.9	12.3	1.56
2018	25	0.7	Gateway	FRON	Ind		0	1	.000	9.82	10.64	7	2	2	0	0	0	11.0	15	13	12	4	8	0	10	1	0	1	56	2.091	12.3	3.3	6.5	8.2	1.25
2018	25	-1.5	Lincoln	AA	Ind		0		0	1.93	1.93	4	0	3	0	0	0	4.2	3	1	1	0	2	0	5	1	0	2	20	1.071	5.8	0.0	3.9	9.6	2.50
2019	26	-0.6	Gary	AA	Ind		6	11	.353	4.53	5.12	24	24	0	1	0	0	139.0	134	79	70	16	54	0	108	4	0	3	593	1.353	8.7	1.0	3.5	7.0	2.00
Minors (2 seasons)					Ind		2	5	.286	3.97	4.73	19	10	6	0	0	1	59.0	55	31	26	7	16	1	57	1	0	8	252	1.203	8.4	1.1	2.4	8.7	3.56
Other (2 seasons)					Other		7	12	.368	4.53	5.15	47	26	7	1	0	0	173.0	159	99	87	20	80	0	148	8	0	12	750	1.382	8.3	1.0	4.2	7.7	1.85
All Levels (4 Seasons)							9	17	.346	4.38	5.04	66	36	13	1	0	1	232.0	214	130	113	27	96	1	205	9	0	20	1002	1.336	8.3	1.0	3.7	8.0	2.14



# Pitcher | Kristian Scott



## Kristian Scott

# 4

RIGHT-HANDED  
PTCHER

Height: 6-3

Bats: R

Weight: 230

Throws: R



SCOT



kristian.scott22

Nickname	Suge
Date of Birth	June 4, 1997 in Glendale, CA
Current Residence	Chico, CA
2021 Opening Day Age	23
Professional Experience	1 year
Former Team	N/A
College	California State University, Chico
Status	Rookie

### California State University, Chico

**2020**  
As Scott transitioned from two way player to pitcher only, his numbers improved to the best of his career- and it wasn't even close. Scott's senior season saw a 0.77 ERA in 11 relief appearances out of the pen, tallying 11.2 innings of work while striking out eight. Among players with an innings or more work under their belt in 2020, Scott's ERA led the Wildcats while his five recorded saves were also a team-high.

**2019**  
Started nine games as a position player and made a pair of relief appearances for the 'Cats in 2019...On the mound, Scott delivered a 4.15 ERA in 3.1 innings of work, striking out three and walking two. At the dish, the then-22 year old batted .244/.295/.244 in 44 plate appearances, driving in 10 and scoring six runs himself.

### Citrus College

**2018**  
Batted .334 over two seasons at Citrus College in Glendora...Named First Team All-Western State Conference-East in 2018...Second Team All-WSC East selection as a freshman...Began his college career as a redshirt in the UC Irvine program...A 2015 graduate of Bishop Amat High School in La Puente...Helped lead the Lancers to two Del Ray League titles and the 2014 CIF Southern Section Division 3 championship...

### Personal


Born June 18, 1997, in Pasadena...Son of Samuel and Elena...Sports hero is Jackie Robinson...Non-sports hero is Martin Luther King, Jr... Biggest sports thrill is winning the CIF championship and dogpiling at Dodger Stadium...Biggest non-sports thrill rescuing and caring for two turtles...Enjoys producing, DJ'ing, and going off-roading...Says the best things about Chico are the family atmosphere and sense of community...Hopes to someday play professional baseball...Best advice ever received: "Separate yourself from the competition"...Prays prior to each game and before stepping on the mound...Wants to meet Barack Obama...Would work to clean all oceans and other bodies of water if money were no object...Majoring in business administration...Plans to open up an athletic training facility that also caters to the athlete's academic needs.



# Pitcher | Kristian Scott

## Career Pitching Stats

Year	Age	AgeDif	Tm	Lg	Lev	Aff	W	L	W-L%	ERA	RA9	G	GS	GF	CG	SHO	SV	IP	H	R	ER	HR	BB	IBB	SO	HBP	BK	WP	BF	WHIP	H9	HR9	BB9	SO9	SO/W
2019	22	0.5	Chico State	CCAA	NCAA	0	0	0	4.15	4.15	2		0	0	0	0	4.1	4	2	2	0		2	3	0	0	0	20	1.385	8.3	0.0	4.2	6.2	1.50	
2019	22	2.3	Kelowna	WCL	Smr	2	2	.500	5.91	5.91	10	0	9	0	0	2	10.2	8	7	7	0	9	0	10	1	0	4	49	1.594	6.8	0.0	7.6	8.4	1.11	
2020	23	1.5	Chico State	CCAA	NCAA	0	0	0	0.77	0.77	11		0	0	5	11.2	7	1	1	0		3	8	3	0	0	46	0.857	5.4	0.0	2.3	6.2	2.67		
NCAA (2 seasons)						NCAA	0	0	0	1.69	1.69	13		0	0	5	16.0	11	3	3	0		5	11	3	0	0	66	1.000	6.2	0.0	2.8	6.2	2.20	
Other (1 season)						Other	2	2	.500	5.91	5.91	10	0	9	0	0	2	10.2	8	7	7	0	9	0	10	1	0	4	49	1.594	6.8	0.0	7.6	8.4	1.11
All Levels (2 Seasons)							2	2	.500	3.38	3.38	23	0	9	0	0	7	26.2	19	10	10	0	14	0	21	4	0	4	115	1.238	6.4	0.0	4.7	7.1	1.50



# Pitcher | Cas Silber



Height: 5-11	Bats: R
Weight: 195	Throws: R

CaZ SIL-ber  
 @ccchristopher

# Cas Silber

# 62

RIGHT-HANDED  
PITCHER

Nickname	N/A
Date of Birth	March 2, 1995 in Jacksonville, FL
Current Residence	Montevallo, AL
2021 Opening Day Age	26
Professional Experience	3 years
Former Team	Road Warrior Black Sox
College	University of Montevallo
Status	Rookie

## Professional Career

### 2020

During his stint with the Road Warrior Black Sox of the Yinzer Baseball Confederacy, Silber saw his most efficient season since 2014. In five outings, the Raleigh, NC native produced a 2-0 record and boasted a 2.42 ERA, his best ever as a starter. Over a team-high 26 innings pitched, Silber notched his career-best in WHIP, walks per nine, and strikeout to walk ratio. His mark of 34 strikeouts was a team-best, more than doubling the next highest mark of 16.

### 2019

Silber's professional career began in the Atlantic League with the New Britain Bees. The then-24-year old went 0-1 in one outing in which he recorded 4 innings pitched and a 9.00 ERA.

## University of Montevallo

### 2018

Made 16 appearances as a senior for Montevallo, posting a 9-4 record highlighted by a 3.59 ERA in 15 starts on the year. Silber recorded 102.2 innings pitched and 120 strikeouts, the first time in his career that he eclipsed 100 in either category. His 1.218 WHIP was a college career-best for Silber, in addition to registering 10.5 strikeouts per nine and a career-best 2.9 walks per nine.

### 2017

Silber made five appearances in his junior season, Montevallo's final year in the Peach Belt Conference. The righty went 1-1 on the year as all five of his outings came in relief. Silber recorded the only two saves of his career in this season while posting a career-best 15.9 strikeouts per nine despite it being coupled with his career worst 23.8 walks per nine.

## High Point University

### 2015

Appeared in 12 games with six starts ... Went 3-2 with a 4.74 ERA and 42 strikeouts in 43-2/3 innings pitched

### 2014

Appeared in 22 games with four starts ... Finished with a 5-0 record, a 1.53 ERA and 61 strikeouts in 59 innings pitched ... Threw a three-hit shutout with 12 Ks against Liberty in the Big South Tournament (5/22/14) ... pitched six scoreless innings and set a new HPU Div. I single-game record with 13 strikeouts at Longwood (5/10/14) ... Made his first collegiate start at North Carolina A&T (4/23/14)

## Sanderson High School

Three-year letter winner ... Set a school record as a senior with a .473 batting average ... Had a 1.11 ERA as a junior with 35 strikeouts in 27 innings pitched ... Three-time first-team All-Conference ... Named the Offensive Team MVP as a senior and the Defensive Team MVP as a sophomore ... Helped lead his prep team to a Conference Championship as a senior ... Selected to play in the NC vs. SC All-Star Showcase Game.

# Pitcher | Cas Silber

## Career Pitching Stats



Year	Age	AgeDif	Tm	Lg	Lev	Aff	W	L	W-L%	ERA	RA9	G	GS	GF	CG	SHO	SV	IP	H	R	ER	HR	BB	IBB	SO	HBP	EK	WP	BF	WHIP	H9	HR9	BB9	SO9	SO/W
2014	19	-1.5	High Point	BigS	NCAA		5	0	1.000	1.53	1.53	22			4	1	0	59.0	38	10	10	2	38	61	12	0	10	258	1.288	5.8	0.3	5.8	9.3	1.61	
2015	20	-0.7	High Point	BigS	NCAA		3	2	.600	4.74	6.39	12			6	0	0	43.2	48	31	23	5	21	42	6	0	2	200	1.580	9.9	1.0	4.3	8.7	2.00	
2017	22	1.0	Montevallo	PBC	NCAA		1	1	.500	4.76	11.12	5			0	0	2	5.2	2	7	3	0	15	10	0	1	1	35	3.000	3.2	0.0	23.8	15.9	0.67	
2018	23	1.3	Montevallo	GSC	NCAA		9	4	.692	3.59	4.03	16			15	2	0	102.2	92	46	41	10	33	120	12	1	3	434	1.218	8.1	0.9	2.9	10.5	3.64	
2019	24	-5.1	New Britain	ATLL	Ind		0	1	.000	9.00	9.00	1	1	0	0	0	0	4.0	4	4	4	1	5	0	0	0	0	19	2.250	9.0	2.3	11.3	0.0	0.00	
2020	25	-0.2	Road Warrior	YINZ	Ind		2	0	1.000	2.42	3.12	5			5	0	0	26.0	23	9	7	3	8	34	2	1	6	0	1.192	8.0	1.0	2.8	11.8	4.25	
NCAA (4 seasons)						NCAA	18	7	.720	3.28	4.01	55			25	3	2	211.0	180	94	77	17	107	233	30	2	16	927	1.360	7.7	0.7	4.6	9.9	2.18	
Other (2 seasons)						Other	2	1	.667	3.30	3.90	6	6	0	0	0	0	30.0	27	13	11	4	13	0	34	2	1	6	19	1.333	8.1	1.2	3.9	10.2	2.62
All Levels (6 Seasons)							20	8	.714	3.29	4.00	61	31	0	0	3	2	241.0	207	107	88	21	120	0	267	32	3	22	946	1.357	7.7	0.8	4.5	10.0	2.23



# Pitcher | Tasker Strobel



Height: 6-4      Bats: L  
Weight: 225      Throws: L

 STROH-bul  
 tasker\_strobel

## Tasker Strobel

62  
LEFT-HANDED  
PITCHER

Nickname	Tasker
Date of Birth	April 19, 1995 in Avon, IN
Current Residence	Avon, IN
2021 Opening Day Age	26
Professional Experience	4 years
Former Team	Westside Woolly Mammoths
College	St. Joseph's College
Status	Rookie

### Professional Career

#### 2020

After the cancellation of the RailCats 2020 season, the Indiana native signed on with the Westside Woolly Mammoths out of Utica, MI in the United Shore League. Here he appeared in ten games, starting one of them. Across 11.1 innings pitched for the Woolly Mammoths, Strobel gave up 12 hits and 12 runs (five earned), while walking four and striking out 18.

#### 2019

After not playing in 2018, Strobel signed on with the Gary SouthShore RailCats, suiting up and appearing in two games out of the bullpen. In those games, he gave up three runs (two earned) while walking two and striking out one.

#### 2017

In 2017, Strobel signed his first professional contract with the Joliet Slammers of the independent Frontier League. In his time with the Slammers, Strobel pitched out of the bullpen across seven appearances. In 16 innings, Strobel gave up 15 runs (13 earned) while walking eight and striking out six.

### St. Joseph's College

#### 2017

In his sophomore campaign, Strobel repeated much of his success from his freshman year. He pitched in 12 games, nine of them being starts in this season. Over 57.2 innings pitched, the Avon native walked 13 and struck out 57, acquiring a 4-4 record with a 4.53 ERA.

#### 2016

In 2016, Strobel attended St. Joseph's College in Renasslaer, IN. As a freshman, Strobel appeared in 14 games for the Pumas, starting 13. Across 88 innings pitched, Strobel went 7-3 with a 3.17 ERA. In those innings, he walked 30 batters while striking out 68. This season was where Strobel set and still remains his season highs in strikeouts and wins.

### High School

Strobel attended and played baseball at Avon High School in Danville, IN. During his time at Avon, he played pitcher and first base. Before attending college, Strobel was ranked as the 45th-rated prospect in the 2013 graduating class in the state of Indiana.

### Personal

Tasker Strobel was born on April 19, 1995 and hails from Avon, IN.

# Pitcher | Tasker Strobel



## Career Pitching Stats

Year	Age	AgeDif	Tm	Lg	Lev	Aff	W	L	W-L%	ERA	RA9	G	GS	GF	CG	SHO	SV	IP	H	R	ER	HR	BB	IBB	SO	HBP	EK	WP	BF	WHIP	H9	HR9	BB9	SO9	SO/W
2016	21	0.2	St. Josephs	(IN)	GLVC	NCAA	4	4	.500	4.53	5.31	12			9	0	0	57.2	68	34	29	5	13	57	3	1	8	257	1.405	10.6	0.8	2.0	8.9	4.38	
2017	22	1.1	St. Josephs	(IN)	GLVC	NCAA	7	3	.700	3.17	4.19	14			13	0	0	88.0	82	41	31	4	30	68	5	1	6	377	1.273	8.4	0.4	3.1	7.0	2.27	
2017	22	-2.3	Joliet	FRON		Ind	1	2	.333	7.31	8.44	7	2	2	0	0	0	16.0	27	15	13	2	8	0	6	0	0	78	2.188	15.2	1.1	4.5	3.4	0.75	
2019	24	-2.6	Gary	AA		Ind	0	0		7.71	11.57	2	0	0	0	0	0	2.1	7	3	2	0	1	0	2	0	0	16	3.429	27.0	0.0	3.9	7.7	2.00	
2020	25	1.2	Westside	USBL		Ind	0	0		3.97	9.53	10			1	0	0	11.1	12	12	5	0	4	18	1	0	0	0	1.412	9.5	0.0	3.2	14.3	4.50	
NCAA (2 seasons)						NCAA	11	7	.611	3.71	4.63	26			22	0	0	145.2	150	75	60	9	43	125	8	2	14	634	1.325	9.3	0.6	2.7	7.7	2.91	
Other (3 seasons)						Other	1	2	.333	6.07	9.10	19	3	2	0	0	0	29.2	46	30	20	2	13	0	26	1	0	1	94	1.989	14.0	0.6	3.9	7.9	2.00
All Levels (4 Seasons)							12	9	.571	4.11	5.39	45	25	2	0	0	0	175.1	196	105	80	11	56	0	151	9	2	15	728	1.437	10.1	0.6	2.9	7.8	2.70

# Pitcher | Gregori Vasquez



# Gregori Vasquez

# 17

RIGHT-HANDED  
PTCHER

Height: 6-1	Bats: R
Weight: 220	Throws: R



VAS-kez



vasquez\_gregory

Nickname	The Show
Date of Birth	September 8, 1997 in San Cristobal, Dominican Republic
Current Residence	Gary, IN
2021 Opening Day Age	23
Professional Experience	6 years
Former Team	Mahoning Valley Scrappers
College	N/A
Status	LS-3

## Professional Career

### 2019

During the 2019 season, Vasquez spent time with three separate clubs, but primarily enjoyed work in Mahoning Valley, his second tour with the Scrappers. Vasquez posted a 1-1 record with a 4.01 ERA in eight appearances, four of which were starts. A quiet year compared to 2018, Vasquez's 30.2 innings of work and 27 strikeouts were both career-lows. The low output was likely attributed to multiple moves over the course of the season.

### 2018

Vasquez had the busiest season of his career in 2018 with the A classified Lake County Captains of the Midwest League. As a rotation starter, Vasquez led the team with 148 innings of work, adding a 6-7 record and a 4.07 ERA in 28 appearances, 23 of which were starts. The transitioned starter tallied a career-high 94 strikeouts in his sole season with Lake County.

### 2017

After making the move to short-season A with the Mahoning Valley Scrappers, Vasquez made a transition from relief pitcher to rotation starter. Then-19-year old Vasquez directed a 5-3 record with an impressive 2.38 ERA in 14 outings, all of them starts. At the time, his 75.2 innings on the bump and 57 strikeouts were each career-highs.

### 2016

The Arizona League Indians welcomed 18-year old Vasquez in 2016, and righty responded with a promising 5-2 record paired with a 3.18 ERA in 56.2 innings, primarily in relief. Vasquez also posted 44 strikeouts during his second year in professional baseball.

### 2015

Vasquez began his career with the Dominican Summer League Indians in Foreign Rookie ball where the then-17-year old made 15 appearances resulting in a 1-1 record and a 2.36 ERA tallying 42 innings pitched. His three saves tied for second on the team, while his team-best 0.976 WHIP and 1.5 walks per nine were season highlights.

## Personal

Gregori Vasquez was born in San Cristobal, Dominican Republic and began playing professional baseball at age 17.

# Pitcher | Gregori Vasquez



## Career Pitching Stats

Year	Age	AgeDif	Tm	Lg	Lev	Aff	W	L	W-L%	ERA	RA9	G	GS	GF	CG	SHO	SV	IP	H	R	ER	HR	BB	IBB	SO	HBP	EK	WP	BF	WHIP	H9	HR9	BB9	SO9	SO/W	
2015	17	-2.0	Indians	DOSL	FRk	CLE	1	1	.500	2.36	3.00	15	3	4	0	0	3	42.0	34	14	11	0	7	0	50	3	0	1	167	0.976	7.3	0.0	1.5	10.7	7.14	
2016	18	-2.9	Indians	ARIZ	Rk	CLE	5	2	.714	3.18	4.29	12	8	1	0	0	0	56.2	54	27	20	3	17	0	44	3	0	4	237	1.253	8.6	0.5	2.7	7.0	2.59	
2017	19	-2.3	Mahoning Valley	NYPL	A-	CLE	5	3	.625	2.38	2.38	14	14	0	0	0	0	75.2	67	20	20	5	13	0	57	5	0	0	303	1.057	8.0	0.6	1.5	6.8	4.38	
2018	20	-1.9	Lake County	MIDW	A	CLE	6	7	.462	4.07	4.62	28	23	4	0	0	1	148.0	144	76	67	17	40	0	94	5	3	5	616	1.243	8.8	1.0	2.4	5.7	2.35	
2019	21		3 Teams	2 Lgs	A--Rk	CLE	1	1	.500	4.01	4.54	10	4	1	0	0	1	33.2	25	17	15	4	9	0	28	0	0	1	131	1.010	6.7	1.1	2.4	7.5	3.11	
2019	21	-0.3	Mahoning Valley	NYPL	A-	CLE	1	1	.500	4.11	4.70	8	4	1	0	0	1	30.2	24	16	14	4	7	0	27	0	0	1	119	1.011	7.0	1.2	2.1	7.9	3.86	
2019	21	0.4	Indians Red	ARIZ	Rk	CLE	0	0	0.00	0.00	0.00	1	0	0	0	0	0	1.0	0	0	0	0	2	0	1	0	0	0	5	2.000	0.0	0.0	18.0	9.0	0.50	
2019	21	0.4	Indians Blue	ARIZ	Rk	CLE	0	0	0.00	4.50	4.50	1	0	0	0	0	0	2.0	1	1	1	0	0	0	0	0	0	0	7	0.500	4.5	0.0	0.0		0.0	
All Levels (5 Seasons)							18	14	.563	3.36	3.89	79	52	10	0	0	5	356.0	324	154	133	29	86	0	273	16	3	11	1454	1.152	8.2	0.7	2.2	6.9	3.17	
A (1 season)							Minors	6	7	.462	4.07	4.62	28	23	4	0	0	1	148.0	144	76	67	17	40	0	94	5	3	5	616	1.243	8.8	1.0	2.4	5.7	2.35
A- (2 seasons)							Minors	6	4	.600	2.88	3.05	22	18	1	0	0	1	106.1	91	36	34	9	20	0	84	5	0	1	422	1.044	7.7	0.8	1.7	7.1	4.20
Rk (2 seasons)							Minors	5	2	.714	3.17	4.22	14	8	1	0	0	0	59.2	55	28	21	3	19	0	45	3	0	4	249	1.240	8.3	0.5	2.9	6.8	2.37
FRk (1 season)							Minors	1	1	.500	2.36	3.00	15	3	4	0	0	3	42.0	34	14	11	0	7	0	50	3	0	1	167	0.976	7.3	0.0	1.5	10.7	7.14

# Catcher | Cameron Comer



# Cameron Comer

# 29

CATCHER

Height: 6-0	Bats: R
Weight: 210	Throws: R



COH-mer

cameron\_comer

Nickname	Cam
Date of Birth	November 9, 1996 in Powell, OH
Current Residence	Charlottesville, VA
2021 Opening Day Age	24
Professional Experience	2 years
Former Team	Birmingham-Bloomfield Beavers
College	University of Virginia
Status	Rookie

## Professional Career

### 2020

Comer appeared in 31 games for the Birmingham-Bloomfield Beavers where the Ohio native slashed .292/.375/.404 and added 16 RBI in the process. His eight extra-base hits with the Beavers was the second-most Comer has posted in a single season, and the most since his 2018 campaign with Virginia in which the six-foot catcher ripped eight doubles and four home runs.

## University of Virginia

### 2019

Appeared in 24 games and made 18 starts (16 at catcher, 2 at DH)  
Went 12-for-53 (.226) with three doubles and six RBI  
Held an on-base percentage of .411  
Reached base safely in his first five games (4-for-9, 6 runs, double, 10 walks)

### 2018

Appeared in 45 games, making 41 starts, all at catcher  
Caught the final 29 games and played the full game in 25 of them  
Batted .261 (36-for-138) with eight doubles, four home runs and 15 RBI  
In a 21-game stretch beginning with Virginia Tech on Apr. 8, led the team with a .338 batting average (24-for-71), slugging percentage (.521) and on base percentage (.521)  
Homered in back-to-back games against VCU on May 1 and Georgia Tech on May 11 (Teammate Jack Alkire threw the ninth for VCU in that meeting)  
Caught 13 runners attempting to steal, tied for the fifth most in the ACC

## OLENTANGY LIBERTY HS

Two-time All-Ohio honoree  
Named OHSAA Division I State Player of Year his senior year  
Earned Rawlings National High School Gold Glove Award as senior  
Was a Prep Baseball Report Position Player of Year  
Three-time First-Team All-Ohio Capital Conference and all-district honoree  
Batted .444 during his four-year varsity career  
Coached by Ty Brenning at Olentangy Liberty


## PERSONAL

Parents are Brian and Sandy Comer. Has a younger brother, Carson  
Has black belt in Tae Kwon Do



# Catcher | Cameron Comer

Year	Age	AgeDif	Tm	Lg	Lev	Aff	G	PA	AB	R	H	2B	3B	HR	RBI	SB	CS	BB	SO	BA	OBP	SLG	OPS	TB	GDP	HBP	SH	SF	IBB
2016	19	-1.5	Virginia	ACC	NCAA	8	8	6	3	3	3	0	0	4	0	0	2	1	.500	.625	1.000	1.625	6	0	0	0	0	0	
2016	19	-1.0	Madison	NWDS	Smr	28	115	89	14	19	4	0	2	11	1	1	21	31	.213	.374	.326	.700	29	3	0	2	0		
2017	20	-0.6	Virginia	ACC	NCAA	16	22	19	1	2	0	0	0	1	0	0	3	3	.105	.227	.105	.333	2	0	0	0	0		
2017	20	-0.1	Kenosha	NWDS	Smr	38	152	127	10	28	6	0	1	9	1	3	20	29	.220	.333	.291	.625	37	2	2	1	0		
2018	21	0.5	Virginia	ACC	NCAA	45	172	138	28	36	8	0	4	15	1	1	25	33	.261	.389	.406	.795	56	3	4	5	0		
2018	21	1.4	Saugerties	PGCL	Smr	34	157	139	16	40	7	1	1	26	1	0	14	26	.288	.357	.374	.731	52	2	0	2	0		
2019	22	1.4	Virginia	ACC	NCAA	24	73	53	14	12	3	0	0	6	0	0	17	16	.226	.411	.283	.694	15	0	1	0	2		
2020		23	2 Teams	USBL	Ind	32	107	92	10	27	7	0	1	16	0	0	12	29	.293	.374	.402	.776	37	0	1	0	2		
2020	23	-0.2	Birmingham-Bloomfield	USBL	Ind	31	104	89	10	26	7	0	1	16	0	0	12	28	.292	.375	.404	.779	36	0	1	0	2		
2020	23	-0.2	Utica	USBL	Ind	1	3	3	0	1	0	0	0	0	0	0	0	1	.333	.333	.333	.667	1	0	0	0	0		
NCAA (4 seasons)						NCAA	93	275	216	46	53	14	0	4	26	1	1	47	53	.245	.389	.366	.755	79	3	5	5	2	
Other (4 seasons)						Other	132	531	447	50	114	24	1	5	62	3	4	67	115	.255	.357	.347	.704	155	8	2	7	0	
All Levels (5 Seasons)							225	806	663	96	167	38	1	9	88	4	5	114	168	.252	.368	.353	.721	234	13	7	9	0	
Ind (1 season)						Other	32	107	92	10	27	7	0	1	16	0	0	12	29	.293	.374	.402	.776	37	0	1	0	2	
Smr (3 seasons)						Other	100	424	355	40	87	17	1	4	46	3	4	55	86	.245	.353	.332	.685	118	7	2	5	0	



# Catcher | Jackson Smith



## Jackson Smith

72  
CATCHER

Height: 6-1      Bats: R

Weight: 190      Throws: R



Nickname	Danger
Date of Birth	March 12, 1995 in Salem, OR
Current Residence	Salem, OR
2021 Opening Day Age	25
Professional Experience	2 years
Former Team	Westside Woolly Mammoths
College	Corban University
Status	Rookie

### Professional Career

#### 2019

Smith returned to the Woolly Mammoths for 34 games in 2019 before making the move to the RailCats late in the season where he only appeared in three contests. Jackson batted a combined .243 clip during 2019 while driving nine runs across the plate in 121 collective plate appearances.

#### 2018

After finishing his bachelor's degree at Corban, Smith joined the Westside Woolly Mammoths of the United Shore League where the first-year catcher batted .271/.328/.373 in 42 games of action. The Salem, Oregon native blasted four home runs and drove in 15 during his first season with the Woolly Mammoths.

### Coaching Career

Smith joined the Corban baseball staff as an assistant coach after an incredibly successful college career. Playing in Warrior uniform for all four years of his collegiate career, Smith garnered Two-Time Conference Gold Glove awards as well as All-CCC Recipient honors. Smith will serve as the catcher's coach, first base coach, and camp coordinator.

### Corban University

#### 2016

Junior catcher for the Warrior squad that advanced to the Conference Tournament and was one game away from qualifying for the NAIA National Tournament... Started in 38 games out of 38 appearances... Registered 134 at-bats, compiling 33 hits and four runs scored while adding 18 RBI... Registered a .246 batting average on the year... Notched 44 assists and a team-best 208 put-outs... Named to the NAIA West Grouping All-Conference Team... Collected NAIA-West Grouping Gold Glove honors... Landed on the CCC Academic All-Conference Team... Named an NAIA Scholar-Athlete... Member of the squad that garnered NAIA Scholar-Team plaudits...

#### 2015

Sophomore catcher for the Warrior team that qualified for the NAIA West Conference Tournament... Appeared in 35 games, starting 27... Hit .259 on the season... Compiled a .995 fielding-percentage on the year... Earned CCC Academic All-Conference honors...

#### 2014

Played catcher on the record-setting 2014 team that finished tied for third in NAIA West regular season and in third place in the NAIA West Tournament... Made 19 starts in 27 total appearances... Registered a .245 batting average in 53 at-bats... Collected 13 hits and three RBI... Recorded 132 putouts and finished the season with a fielding average of .986...

# Catcher | Jackson Smith

## HIGH SCHOOL


Graduated from Sprague High School in 2012 with honors ... Competed in baseball (4 years) ... Was 2nd Team All-League catcher his senior year.

## PERSONAL

Born in Salem, Oregon to Tim and Tracy Smith ... Is 1 of 2 children ... Has on brother (J.D.), who also attends Corban ... Enjoys yo-yoing, playing the trombone, and video games ... Major: Sports Management...

## Career Batting Stats

Year	Age	AgeDif	Tm	Lg	Lev	Aff	G	PA	AB	R	H	2B	3B	HR	RBI	SB	CS	BB	SO	BA	OBP	SLG	OPS	TB	GDP	HBP	SH	SF	IBB
2018	23	-0.1	Westside	USBL		Ind	42	180	166	26	45	3	1	4	15	2	2	6	39	.271	.328	.373	.701	62	8	0	0	0	
2019		24	2 Teams	2 Lgs		Ind	37	121	111	13	27	4	0	2	9	0	1	6	32	.243	.306	.333	.639	37	4	0	0	1	
2019	24	0.9	Westside	USBL		Ind	34	111	103	13	25	3	0	2	8	0	1	6	28	.243	.297	.330	.627	34	2	0	0	1	
2019	24	-2.6	Gary	AA		Ind	3	10	8	0	2	1	0	0	1	0	0	0	4	.250	.400	.375	.775	3	2	0	0	0	
All Levels (2 Seasons)							79	301	277	39	72	7	1	6	24	2	3	12	71	.260	.319	.357	.676	99	12	0	0	1	



# Infielder | Ben Andrews



# Ben Andrews

**38**  
INFIELDER

Height: 6-3    Bats: R  
Weight: 200    Throws: R

AN-droos  
\_bandrews\_15

Nickname	B.A.
Date of Birth	September 11, 1995 in London, England
Current Residence	McMinnville, OR
2021 Opening Day Age	25
Professional Experience	1 year
Former Team	N/A
College	Linfield University
Status	Rookie

## Professional Career

### 2021

Andrews will be getting his first taste of professional baseball by signing on with the Gary SouthShore RailCats for the 2021 season.

### 2019

Andrews hit .487 and slugged .757 in the South Australia League in the winter of 2018-2019. [6] Back with Solingen for '19, he had another solid season

### 2018

In 2018, Andrews signed with Germany's Solingen Alligators; having a UK passport, he did not count as a foreign player. He hit .389/.504/.639 with 33 runs in 28 games and fielded .933 at third base.

## Linfield University

### 2017

In Andrews' senior season at Linfield, he continued to be an impact player. He started all 45 games for the Wildcats, slashing .359/.483/.575 in 167 at-bats. He also tallied 60 hits, 19 doubles, five home runs and 39 RBI.

### 2016

As a junior, Andrews had an outstanding season. He earned numerous accolades, including Second Team All-West Region honors and First Team All-NWC. He hit a team best .386 and drove in a team high 39 RBI's as the team's cleanup hitter for the second consecutive season. He compiled a team high 19 multi-hit games and held the longest hit streak of the season at 16 games and started all 40 games at first base.

### 2015

As a sophomore, Andrews made the jump to the starting lineup as the team's primary cleanup hitter. He hit .303 and drove in 42 runs while registering 10 multiple-RBI outings. He also strung together a nine-game hitting streak and registered a .993 fielding percentage at first base.

## Personal

Ben Andrews was born on August 11, 1995 in London, England.

## Career Batting Stats

Year	Age	AgeDif	Tm	Lg	Lev	Aff	G	PA	AB	R	H	2B	3B	HR	RBI	SB	CS	BB	SO	BA	OBP	SLG	OPS	TB	GDP	HBP	SH	SF	IBB
2017		--	Linfield	NRWC	NCAA		43	209	167	33	60	19	1	5	39	7	2	32	23	.359	.483	.575	1.058	96	9	0			1
All Levels		(1 Season)					43	209	167	33	60	19	1	5	39	7	2	32	23	.359	.483	.575	1.058	96	9	0			1

# Infielder | Philip Caulfield



Height: 5-8

Bats: R

Weight: 175

Throws: R



CALL-feeld

pcaulfield19

# Philip Caulfield

# 1

INFIELDER

Nickname	N/A
Date of Birth	December 30, 1994 in Burlingame, CA
Current Residence	San Diego, CA
2021 Opening Day Age	26
Professional Experience	5 years
Former Team	Tully Monsters
College	LMU
Status	LS-1

## Professional Career

### 2020

Caulfield signed with the Tully Monsters in 2020, his first contract with an independent team. The lefty's efficiency stood out as his on base percentage skied to a career-high .390 clip while he sculpted a .265 batting average and a .449 slugging percentage. Caulfield crossed home 10 times and drove in seven runs in 16 games with the Monsters.

### 2019

From Hagerstown to Auburn, Caulfield made the same trek in 2019. Yet this time, the California native hit .250 with 26 RBI in 35 games before moving back to Auburn. However, once Caulfield got back with the Doubledays, he set career-highs with a .346 batting average and .538 slugging percentage in 29 plate appearances over the course of eight games. During 2019, 13 of his 39 hits resulted in extra bases, including five home runs, a career-best mark for the natural second baseman.

### 2018

Caulfield began 2018 in class A ball with the Hagerstown Suns of the South Atlantic League, but following a quiet hitting performance with the Suns where he batted .188, Caulfield was optioned to short-season A with the Auburn Doubledays. In Auburn, the former 32nd round pick hit .263/.364/.474 in 14 games.

### 2017

After being drafted by the Washington Nationals in 2017, Caulfield began his career with the Rookie-classified GCL Nationals alongside teammate and future World Series Champion Juan Soto. In 18 games, Caulfield recorded 65 plate appearances, slashing .250/.338/.268 while driving in six.

## LMU

First team All-WCC in 2016 and 2017... selected in the 32nd round (973rd pick) of the 2017 MLB Draft by the Washington Nationals... hit .341 with 65 runs scored, 14 doubles, four triples, three homers and 51 RBI over the course of his two-year career with LMU... reached base at a .411 clip and drew 39 walks to just 50 strikeouts... stole 17 bases while playing in 101 games and starting 93.

### 2017

Garnered first team All-WCC for second straight season... finished the year ranked third in WCC in batting average while posting second-most hits (105)... batted a team-best .362 with 38 runs scored, LMU-best 12 doubles, two triples, three homers and 35 RBI while serving as LMU's leadoff hitter the bulk of the season... slugged .477 and drew 30 walks to 30 strikeouts... reached base at a .438 clip and stole nine bases... batted .330 with 18 runs scored, six doubles, two homers and 19 RBI in WCC play... hit safely in 10 straight games from 3/19 - 4/4 (.436, 17x39, 8 R, 14 RBI, 3 2B, 2 HR)... posted 26 multi-hit games (2 H 12x, 3 H 13x, 4 H 1x) and hit in all but 15 games with an at bat...

### 2016

Named first team All-WCC after hitting .379 with 17 runs scored, two doubles, two triples, 14 RBI and four stolen bases in WCC play... hit safely in 11 of his last 12 WCC contests... strung together 11-game hit streak from 3/19 - 4/8... batted .309 with two doubles, two triples and 16 RBI for the year while appearing in 47 games (40 starts) to finish second on the team in average... scored 27 runs, drew nine walks and six hit-by-pitches, and stole eight bases... finished the year with 13 multi-hit games and four multi-RBI games... closed the year having reached base safely in 19 straight games... reached 43% of the time when leading off an inning (25-for-54)... notched eight two-out RBI.

# Infielder | Philip Caulfield

## SKYLINE JC

Second team All-Coast Pacific Conference selection... served as team captain... hit team-best .374 with 29 runs scored, nine doubles and 23 RBI over 38 games played as a sophomore... drew 20 walks and stole 18 bases in 21 attempts... reached base at a .463 clip and slugged .435... struck out just nine times over 147 at bats... helped guide Skyline to the playoffs and a regional berth for the first time since 2009. In 2014, Caulfield hit .262 over 33 games played and 122 at bats as a freshman... scored 17 runs and posted three doubles with 10 RBI... struck out just six times while drawing eight walks... swiped four bases in six attempts.

## HIGH SCHOOL

A 2013 graduate of Burlingame High School in Burlingame, Calif... two-year varsity letter winner, including serving as team captain in his senior campaign... garnered All-League and All-Area honors each of his final two seasons... set the record for most RBI in one game (8), belting a pair of homers in the effort... 2013 Prep2prep.com Peninsula Athletic League Bay Division Player of the Year... helped guide his team to the 2012 PAL Bay Division Championship.

## PERSONAL

Philip Alexander Caulfield was born December 30, 1994 in Burlingame, Calif... son of Elizabeth and Philip Caulfield... has six siblings, including four sisters, Shannon, Katie, Candace and Christine, and two brothers, Tommy and Patrick... twin brother, Tommy, pitches at University of San Francisco... younger brother Patrick plays at UCLA... chose to come to LMU because of the coaching staff, great campus, and academics.

## Career Batting Stats

Year	Age	AgeDif	Tm	Lg	Lev	Aff	G	PA	AB	R	H	2B	3B	HR	RBI	SB	CS	BB	SO	BA	OBP	SLG	OPS	TB	GDP	HBP	SH	SF	IBB
2016	21	0.4	Loyola Marymount	WCC	NCAA		47	170	149	27	46	2	2	0	16	8	4	9	20	.309	.370	.349	.719	52	5	6	5		1
2017	22	1.3	Loyola Marymount	WCC	NCAA		54	257	218	38	79	12	2	3	35	9	6	30	30	.362	.438	.477	.915	104	3	3	1		5
2017	22	2.5	Nationals	GULF	Rk	WSN	18	65	56	6	14	1	0	0	6	2	0	7	12	.250	.338	.268	.606	15	1	1	0	1	0
2018	23		2 Teams	2 Lgs	A-A-	WSN	38	128	107	11	23	7	3	0	10	1	0	10	21	.215	.298	.336	.634	36	1	3	7	1	0
2018	23	1.6	Hagerstown	SALL	A	WSN	24	84	69	7	13	3	1	0	4	1	0	6	14	.188	.260	.261	.521	18	1	1	7	1	0
2018	23	2.0	Auburn	NYPL	A-	WSN	14	44	38	4	10	4	2	0	6	0	0	4	7	.263	.364	.474	.837	18	0	2	0	0	0
2019	24		2 Teams	2 Lgs	A-A-	WSN	43	164	146	16	39	7	1	5	29	1	2	9	34	.267	.319	.432	.750	63	1	3	4	2	1
2019	24	2.5	Hagerstown	SALL	A	WSN	35	135	120	12	30	5	1	4	26	1	2	7	29	.250	.305	.408	.714	49	1	3	4	1	1
2019	24	3.1	Auburn	NYPL	A-	WSN	8	29	26	4	9	2	0	1	3	0	0	2	5	.346	.379	.538	.918	14	0	0	0	1	0
2020	25	1.5	Tully	CHAM	Ind		16	60	49	10	13	1	1	2	7	2	2	7	7	.265	.390	.449	.839	22	1	3	1		0
Minors (3 seasons)					Minors		99	357	309	33	76	15	4	5	45	4	2	26	67	.246	.315	.369	.684	114	3	7	11	4	1
NCAA (2 seasons)					NCAA		101	427	367	65	125	14	4	3	51	17	10	39	50	.341	.411	.425	.836	156	8	9	6		6
Other (1 season)					Other		16	60	49	10	13	1	1	2	7	2	2	7	7	.265	.390	.449	.839	22	1	3	1		0
All Levels (5 Seasons)							216	844	725	108	214	30	9	10	103	23	14	72	124	.295	.369	.403	.772	292	12	19	18	10	1
A (2 seasons)					Minors		59	219	189	19	43	8	2	4	30	2	2	13	43	.228	.288	.354	.643	67	2	4	11	2	1
A- (2 seasons)					Minors		22	73	64	8	19	6	2	1	9	0	0	6	12	.297	.370	.500	.870	32	0	2	0	1	0
Rk (1 season)					Minors		18	65	56	6	14	1	0	0	6	2	0	7	12	.250	.338	.268	.606	15	1	1	0	1	0

# Infielder | Vaibhav Desai



Height: 6-0      Bats: R  
Weight: 170      Throws: R

DE-sai  
vd\_limitless

# Vaibhav Desai

1  
INFIELDER

Nickname	V
Date of Birth	February 8, 1995 Waltham, MA
Current Residence	Waltham, MA
2021 Opening Day Age	26
Professional Experience	3 years
Former Team	Road Warrior Black Sox
College	Becker College
Status	Rookie

## Professional Career

### 2020

For the COVID-shortened 2020 season, Desai signed on with the Road Warrior Black Sox of the Yinzer Baseball Confederacy. There, he played in 15 games and had 45 at-bats. In those at-bats, he slashed .222/.314/.356, picking up ten hits while driving in one run. He also showed his speed, hitting three triples and stealing one base.

### 2019

Desai spent the 2019 season, his first in professional baseball, with two teams in the independent Pecos League. He initially signed on with the White Sands Pupfish. With the Pupfish, Desai got 87 at-bats across 27 games, where he hit very well. He slashed .368/.461/.517 with White Sands, while collecting 32 hits, five doubles, one triple and two home runs. After his time in White Sands, Desai went over and finished the season out with the Garden City Wind. In Garden City, Desai collected ten hits across 40 at-bats in 17 games. He also hit four doubles and one home run.

## Becker College

### 2017

Desai's final season at Becker in 2017 went well, as he was able to excel at hitting for contact and average. In 129 at-bats, Desai collected 47 hits, which was good for a .364 batting average. Alongside his stellar batting average, he had a .443 on-base percentage and a .465 slugging percentage. He was also able to collect 13 doubles and six stolen bases.

### 2016

2016 was Vaibhav Desai's first at Becker College, where he played well in the action he got. Across 88 at-bats, Desai slashed .330/.400/.398, collecting 29 hits, four doubles and a triple.

## Career Batting Stats

Year	Age	AgeDif	Tm	Lg	Lev	Aff	G	PA	AB	R	H	2B	3B	HR	RBI	SB	CS	BB	SO	BA	OBP	SLG	OPS	TB	GDP	HBP	SH	SF	IBB
2017		--	Becker	NECC	NCAA		37	149	129	29	47	13	0	0	25	6	5	17	20	.364	.443	.465	.908	60	2	0		1	
2019			2 Teams	PECO	Ind		44	149	127	21	42	9	1	3	16	4	1	20	45	.331	.423	.488	.911	62	1	0	1	2	
2019		--	White Sands	PECO	Ind		27	102	87	16	32	5	1	2	9	2	1	15	28	.368	.461	.517	.978	45	0	0	0	2	
2019		--	Garden City	PECO	Ind		17	47	40	5	10	4	0	1	7	2	0	5	17	.250	.340	.425	.765	17	1	0	1	0	
2020		--	Road Warrior	YINZ	Ind		15	51	45	5	10	0	3	0	3	1	0	6	17	.222	.314	.356	.669	16	0	0	0	0	
NCAA (1 season)					NCAA		37	149	129	29	47	13	0	0	25	6	5	17	20	.364	.443	.465	.908	60	2	0		1	
Other (2 seasons)					Other		59	200	172	26	52	9	4	3	19	5	1	26	62	.302	.395	.453	.848	78	1	0	1	2	
All Levels (3 Seasons)							96	349	301	55	99	22	4	3	44	11	6	43	82	.329	.415	.458	.874	138	3	0	2	2	

# Infielder/ Utility | Daniel Lingua



# Daniel Lingua

# 44

UTILITY

Height: 6-0	Bats: R
Weight: 180	Throws: R

LIN-gwa  
 daniel\_lingua15

Nickname	Dirty Dan
Date of Birth	February 17, 1996 in Arlington TX
Current Residence	Prairie View, TX
2021 Opening Day Age	25
Professional Experience	1 year
Former Team	N/A
College	Prairie View A&M University
Status	Rookie

## Prairie View A&M

**2019**  
 In his second season at Prairie View A&M, Lingua repeated and improved upon his prior success, slashing .406/.506/.540 across 52 games. In 202 at-bats, he had 82 hits, 11 doubles, five triples, two home runs and 49 RBI. He also improved on his stolen base total, swiping 37 bags in the 2019 campaign. In this season, Lingua set season bests in every major offensive category.

**2018**  
 After his time with ACC, Lingua transferred to Prairie View A&M in Prairie View, TX for his final two college seasons. In his first year, Lingua slashed .350/.489/.412 across 53 games. In 177 at-bats, Lingua had 62 hits with 22 runs driven in. He also made a major impact on the bases, stealing 14 bases and scoring 50 runs.

## Personal

Daniel Lingua was born on February 17, 1996 in Arlington, Texas.

## Career Batting Stats

Year	Age	AgeDif	Tm	Lg	Lev	Aff	G	PA	AB	R	H	2B	3B	HR	RBI	SB	CS	BB	SO	BA	OBP	SLG	OPS	TB	GDP	HBP	SH	SF	IBB
2018	--		Prairie View AM	SWAC	NCAA	53	228	177	50	62	7	2	0	22	14	3	40	27	.350	.489	.412	.901	73	2	8	3		0	
2019	--		Prairie View AM	SWAC	NCAA	52	247	202	57	82	11	5	2	49	37	4	39	27	.406	.506	.540	1.046	109	4	3	2		1	
All Levels	(2 Seasons)					105	475	379	107	144	18	7	2	71	51	7	79	54	.380	.498	.480	.978	182	6	11	5		1	



# Infielder | Tommy McCarthy



# Tommy McCarthy

6  
INFIELDER

Height: 6-3

Bats: R

Weight: 190

Throws: R



mac-CAR-thee



\_tommy\_mccarthy

Nickname	N/A
Date of Birth	August 1, 1997 in Allentown, NJ
Current Residence	Allentown, NJ
2021 Opening Day Age	23
Professional Experience	5 years
Former Team	New Jersey Jackals
College	College of New Jersey
Status	Rookie

## Professional Career

### 2020

McCarthy joined the New Jersey Jackals in 2020 where the Allentown, NJ native reported a .158/.320/.158 clip in the box and drove in five runs on 25 plate appearances. In six games, McCarthy reached base seven times on three hits and four walks.

### 2019

Following his career year as a senior with the College of New Jersey, Tommy McCarthy signed his first professional contract with the Gary SouthShore RailCats in late August. In six games, McCarthy garnered 14 at bats, slashing .286/.450/.286 and driving in one run.

## The College of New Jersey

### 2019

After Player of the Year efforts for McCarthy in 2018, the senior set career-best marks all over the stat sheet in his final year with the College of New Jersey. McCarthy had a career year, posting his best clips for batting average (.326), slugging percentage (.436), hits (56), runs scored (36), doubles (13), home runs (2), RBI (34), and strikeout percentage (9.43).

### 2018

McCarthy provided an excellent junior season as the Lions first basemen... Was named New Jersey Athletic Conference Bill Dioguardi Player of the Year for his efforts... Started in all 40 of the Lions games, and hit .316 with 30 RBIs and posted an OBP of .410... Raised his numbers in conference play, as he hit .417 against NJAC opponents... Played a sure handed first base as he only made three errors in 357 chances to post a fielding percentage of .992.

### 2017

Became a constant in the Lions starting lineup at first base his sophomore season, as he started in 36 games and made 42 appearances... hit .276 with 23 RBIs, five doubles, and 18 runs scored... third place on the team in RBIs and OBP (.384)... played an extremely efficient first base, as he only made one error out of 297 chances for a fielding percentage of .997.


### 2016

Made 4 starts for the Lions, appearing in 8 games. In his collegiate debut against Fitchburg St. McCarthy collected his first career hit and RBI. In a game vs. Immaculata, McCarthy went 1-4 knocking in a RBI and scored a pair for runs as the Lions went on to win 14-8.

## Personal

Son of Meg and Tom McCarthy... Father Tom is a former big leaguer who now is a broadcaster with the Philadelphia Phillies.

# Infielder | Tommy McCarthy



## Career Batting Stats

Year	Age	AgeDif	Tm	Lg	Lev^	Aff	G	PA	AB	R	H	2B	3B	HR	RBI	SB	CS	BB	SO	BA	OBP	SLG	OPS	TB	GDP	HBP	SH	SF	IBB			
2019	21	-0.2	College of New Jersey	NJAC	NCAA		44	212	172	36	56	13	0	2	34	2	0	21	20	.326	.421	.436	.857	75	11	3		5				
2018	20	-1.2	College of New Jersey	NJAC	NCAA		40	178	152	23	48	10	2	1	30	1	3	22	21	.316	.410	.428	.838	65	3	0		1				
2017	19	-2.1	College of New Jersey	NJAC	NCAA		42	153	127	18	35	5	1	0	23	2	0	20	19	.276	.384	.331	.715	42	3	2		1				
2020	22	-2.7	New Jersey	AABC	Ind		6	25	19	4	3	0	0	0	5	0	0	4	7	.158	.320	.158	.478	3	0	1	0	1				
2019	21	-5.6	Gary	AA	Ind		6	21	14	1	4	0	0	0	1	0	0	5	3	.286	.450	.286	.736	4	0	1	1	0				
NCAA (3 seasons)																																
Other (2 seasons)																																
All Levels (4 Seasons)								138	589	484	82	146	28	3	3	93	5	3	72	70	.302	.405	.390	.795	189	18	6	9	0			

Infielder

Hayden Schilling



Hayden Schilling

8 INFIELDER

Height: 5-10

Bats: R

Weight: 178

Throws: R



SHIL-ling



2schill1

Nickname	Schil
Date of Birth	April 20, 1996 in Santee, CA
Current Residence	Santee, CA
2021 Opening Day Age	25
Professional Experience	2 years
Former Team	N/A
College	University of New Mexico
Status	Rookie

**Professional Career**

**2019**

In his first year out of UNM, Schilling joined Gary in 2019 for 18 games with the RailCats. The rookie batted .246 with a .372 on base percentage while slugging .323 and driving in six in 78 plate appearances on the year.

**University of New Mexico**

**2019**

Schilling had his busiest season yet in 2019 when the El Cajon, CA native appeared in 52 games and made 233 plate appearances, slashing .317/.404/.442. He tied a career-high 30 RBI for the third straight season in tandem with 14 doubles, five triples, and one home run. The short stop also tore it up on the base path, stealing a career-high 15 bases over the course of the season while scoring 43 runs in the process.

**2018**

Led the team with a batting average (.348) and on-base percentage (.453) after recording one home run, 15 doubles, one triple and 30 RBI ... Had 33 runs and 30 RBI in 49 games played (46 starts) and saw four stolen bases ... Had 17 multiple-hit games, five of which occurred back-to-back in the final games of the season ... Served as starting shortstop and recorded 93 assists and 6 double plays ... Made three relief appearances out of the bullpen, going 2.2 innings and holding a 3.37 ERA.

**2017**

Took on the role as starting shortstop for the Lobos in 2017 and hit .317 with two home runs, nine doubles, a triple, 35 runs, 30 RBI and eight stolen bases in 48 games (42 starts) ... Shined for the Lobos during the Mountain West Tournament, going 4-for-10 with seven RBI in three games ... Had a 12-game hit streak from April 18 to May 7.

**2015**

Hit .250 in 26 games, including 19 starts at second base and shortstop, and also became a valuable late-inning reliever out of the bullpen ... posted a 3.38 ERA in 16.0 innings over 17 relief appearances ... saved two games, tying the school record for saves by a freshman set by three other players ... first career at bat came vs. San Diego State on March 7 and he drove in the game-winning run with a single to left ... had a five-game hitting streak from May 3-10 ... hit .476 (10-for-21) during the streak with six runs and seven RBI.

**PERSONAL**

Born April 20, 1996, in La Mesa, Calif. to parents are David Schilling and Pamela Nunez. Schilling was a two-time First Team All-East County honoree and was named to First Team Grossmont Hills in 2013 and Second Team Grossmont Hills in 2014. Hayden also played one year of football for the Wolfpack and was an honor roll student. He enjoys playing beach volleyball, snorkeling and cliff jumping in his free time while his favorite movies are Bull Durham and Anchorman.

# Infielder | Hayden Schilling



## Career Batting Stats

Year	Age	AgeDif	Tm	Lg	Lev	Aff	G	PA	AB	R	H	2B	3B	HR	RBI	SB	CS	BB	SO	BA	OBP	SLG	OPS	TB	GDP	HBP	SH	SF	IBB	
2015	19	-1.3	New Mexico	MWC	NCAA		39	89	76	13	19	5	0	0	14	2	3	10	13	.250	.341	.316	.657	24	2	1	1		1	
2017	21	0.2	New Mexico	MWC	NCAA		48	199	161	35	51	9	1	2	30	8	6	24	25	.317	.415	.422	.837	68	3	5	6		3	
2018	22	1.3	New Mexico	MWC	NCAA		49	217	178	33	62	15	1	1	30	4	4	27	19	.348	.453	.461	.914	82	5	8	3		1	
2019	23	2.0	New Mexico	MWC	NCAA		52	233	199	43	63	14	4	1	30	15	5	24	29	.317	.404	.442	.847	88	7	6	3		1	
2019	23	-3.6	Gary	AA	Ind		18	78	65	5	16	1	2	0	6	7	1	11	17	.246	.372	.323	.695		21	2	0	0	0	
NCAA (4 seasons)							NCAA	188	738	614	124	195	43	6	4	104	29	18	85	86	.318	.414	.427	.841	262	17	20	13		6
Other (1 season)							Other	18	78	65	5	16	1	2	0	6	7	1	11	17	.246	.372	.323	.695		21	2	0	0	0
All Levels (4 Seasons)								206	816	679	129	211	44	8	4	110	36	19	96	103	.311	.410	.417	.827	283	17	22	13	6	0

## Career Pitching Stats

Year	Age	AgeDif	Tm	Lg	Lev	Aff	W	L	W-L%	ERA	RA9	G	GS	GF	CG	SHO	SV	IP	H	R	ER	HR	EB	IBB	SO	HBP	BK	WP	BF	WHIP	H9	HR9	BB9	SO9	SO/W
2015	19	-1.6	New Mexico	MWC	NCAA		0	0	0	3.38	3.38	17			0	0	2	16.0	14	6	6	1		11	4	1	0	4	73	1.563	7.9	0.6	6.2	2.3	0.36
2018	22	1.4	New Mexico	MWC	NCAA		0	0	0	3.38	3.38	3			0	0	0	2.2	1	1	1	0		3	4	0	0	0	12	1.500	3.4	0.0	10.1	13.5	1.33
2019	23	2.0	New Mexico	MWC	NCAA		0	1	.000	5.19	7.27	9			0	0	3	8.2	8	7	5	1		6	12	2	0	3	43	1.615	8.3	1.0	6.2	12.5	2.00
All Levels (3 Seasons)							0	1	.000	3.95	4.61	29			0	0	5	27.1	23	14	12	2		20	20	3	0	7	128	1.573	7.6	0.7	6.6	6.6	1.00

# Infielder Nikola Vasic

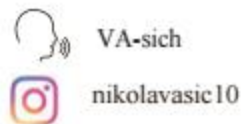


# Nikola Vasic

# 61

INFIELDER

Height: 6-2	Bats: R
Weight: 210	Throws: R



Nickname	Niko
Date of Birth	June 17, 1997 in New Berlin, WI
Current Residence	Carbondale, IL
2021 Opening Day Age	23
Professional Experience	1 year
Former Team	N/A
College	Southern Illinois University Carbondale
Status	Rookie

## Southern Illinois University

### 2019

Started all 55 games at second base and was the team's leadoff hitter for all 55 games ... Team-leading 13 multi-hit games ... Led the team with 49 runs scored ... Went 26-for-32 stealing bases ... His 26 stolen bases ranked third in the MVC and 37th in the nation ... Hit nine doubles, four triples and four home runs while driving home 23 runs ... Drew 37 walks and 7 HBP to post a .368 on-base percentage.

### 2018

Honorable Mention All-MVC ... Started all 58 games, mostly at second base ... Hit .276 with eight doubles, four triples, three home runs and 29 RBIs ... Lead team in base on balls (39) and hit by pitch (10) ... Tied with Connor Kopach for the team lead in triples with four ... Third on the team in stolen bases with 21 ... Reached base in 54 of the final 56 games of the season (had reached-base streaks of 27, 17, and 10 games)... 15 multi-hit games ... Earned a spot on the MVC Academic Honor Roll.

## PRIOR TO SIU

Hit .413 and had 59 stolen bases over two seasons at McHenry County College ... Hit .430 with six home runs, 61 RBIs, 83 runs scored and 28 stolen bases as a sophomore in 2017 ... In 2017, ranked in the top-26 in NJCAA DII in runs (2nd), hits (17th), doubles (19th), triples (13th), RBIs (26th), total bases (24th), sac flies (11th), stolen bases (18th), batting average (22nd), and on-base percentage (22nd) ... Hit .394 with 41 RBIs, 56 runs scored and 31 stolen bases as a freshman in 2016, leading McHenry to the NJCAA DII World Series ... All-State, All-Division and All-Conference honoree in high school ... Also named to All-Suburban and All-Area teams ... Named Team MVP, Offensive MVP and Defensive MVP .... Set a school record for stolen bases ... Went 49-for-49 stealing bases as a senior.

## PERSONAL

Son of Tammy and Dusan Vasic ... Has one sister, Natalia ... Cousin of NHL veteran Milan Lucic ... Born June 17, 1997.

## Career Batting Stats

Year	Age	AgeDif	Tm	Lg	Lev	Aff	G	PA	AB	R	H	2B	3B	HR	RBI	SB	CS	BB	SO	BA	OBP	SLG	OPS	TB	GDP	HBP	SH	SF	IBB
2017	--		Battle Creek	NWDS		Smr	67	287	228	42	55	9	0	2	24	24	8	37	39	.241	.389	.307	.696	70	19	2	1	0	
2018	--		Southern Illinois	MVC		NCAA	58	277	221	49	61	8	4	3	29	21	6	39	41	.276	.400	.389	.789	86	4	10	2	5	
2019	--		Southern Illinois	MVC		NCAA	55	251	203	49	48	9	4	4	23	26	6	37	40	.236	.368	.379	.747	77	1	7	1	3	
NCAA (2 seasons)							NCAA	113	528	424	98	109	17	8	7	52	47	12	76	81	.257	.385	.384	.769	163	5	17	3	8
Other (1 season)							Other	67	287	228	42	55	9	0	2	24	24	8	37	39	.241	.389	.307	.696	70	19	2	1	0
All Levels (3 Seasons)								180	815	652	140	164	26	8	9	76	71	20	113	120	.252	.386	.357	.744	233	36	5	9	0

# Infielder | Michael Woodworth

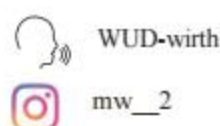


# Michael Woodworth

# 18

INFIELDER

Height: 5-9	Bats: R
Weight: 178	Throws: R



Nickname	Woody
Date of Birth	August 5, 1997 in Alameda, CA
Current Residence	Storrs, CT
2021 Opening Day Age	23
Professional Experience	2 years
Former Team	Beloit Snappers
College	University of Connecticut
Status	LS-1

## Professional Career

### 2019

Woodworth began his professional career with the A-classified Beloit Snappers, slashing .217/.333/.229 over a 26-game span in which the then-21 year old saw 101 plate appearances resulting in 18 hits, seven RBI, and 10 runs scored. He then made the move to short-season A with the Vermont Lake Monsters for 33 games. While in Vermont, Woodworth hit .221, driving in 10 runs and producing 25 hits, three of which resulted in extra bases. The UCONN grad culminated his first season of professional ball with the rookie-classified AZL Athletics Gold where he batted .276 over seven games.

## University of Connecticut

### 2019

29th Round pick by the Oakland Athletics in the 2019 MLB Draft. ABCA/Rawlings NCAA Division I All-Region Second Team. All-New England Second Team. Second Team All-Conference performer. Led the team with 59 runs scored, 16 stolen bases and 81 hits. Hit .325 with 10 doubles, three triples, five home runs and 42 RBI's. Led team with 22 multi-hit games and added 10 multi-RBI contests. Notched a 10-game hit streak from Feb. 22 – March 9, hitting .413 during the stretch with 19 hits and 11 runs scored. April 16 – May 10 recorded a team-high 13-game hitting streak.

### 2018 Season

Played in 59 games and started 57 in his first season in Storrs...Was a weapon defensively with a .967 fielding percentage in the infield... Recorded a .302 AVG with 62 hits, 31 runs scored, five doubles, one triple, four home runs, 22 RBIs and was a perfect 13-13 on the base paths...Registered 12 sac bunts to lead the team and ranked first in The American...Led the Huskies with a .385 AVG, 30 hits and .417 on-base percentage in American Conference games...21 multi-hit games and five multi-RBI contests.

## Prior to UConn

Played two seasons at Sierra College in Rocklin, Calif. in the Big 8 Conference, part of the California Community College Baseball Coaches Association (CCCBCA)...Was teammates with Jeff Kersten...Had a stellar sophomore season earning First Team All-Conference honors...Ranked third in the Big 8 with a 362 average...Finished in top-10 in the conference in stolen bases (9th, 8) and slugging percentage (9th, .496)... Recorded 51 hits, eight doubles, one triple, three home runs, 25 RBIs, 34 runs scored and .424 on-base percentage...2017 Academic All-State.


## High School

Lettered two seasons at Alameda High School for head coach Ken Arnerich...First Team All-League his junior and senior seasons.

## Personal

Michael Stewart Woodworth...Son of Linda and Phil Woodworth...Has one brother, Philip and three sisters, Ginny, Amanda and Alison... Majoring in communications.

# Infielder Michael Woodworth



## Career Stats

Year	Age	AgeDif	Tm	Lg	Lev	Aff	G	PA	AB	R	H	2B	3B	HR	RBI	SB	CS	BB	SO	BA	OBP	SLG	OPS	TB	GDP	HBP	SH	SF	IBB	
2018	20	-0.8	Connecticut	Amer	NCAA		59	240	205	31	62	5	1	4	22	13	0	13	24	.302	.364	.395	.759	81	3	8	12	2		
2018	20	-0.3	Keene	NECL	Smr		26	125	108	19	31	3	0	2	13	15	5	7	20	.287	.363	.370	.733	40	7	1	2	0		
2019	21	-0.1	Connecticut	Amer	NCAA		63	302	249	59	81	10	3	5	42	16	6	29	24	.325	.413	.450	.863	112	10	11	9	4		
2019	21		3 Teams	3 Lgs	A--A-Rk	OAK	66	274	225	33	51	7	1	2	27	8	3	28	40	.227	.343	.293	.637	66	4	14	3	4	0	
2019	21	-0.3	Beloit	MIDW	A	OAK	26	101	83	10	18	1	0	0	7	4	1	12	18	.217	.333	.229	.562	19	1	3	2	1	0	
2019	21	0.1	Vermont	NYPL	A-	OAK	33	135	113	12	25	3	0	0	10	4	2	12	18	.221	.328	.248	.576	28	2	7	1	2	0	
2019	21	1.4	Athletics Gold	ARIZ	Rk	OAK	7	38	29	11	8	3	1	2	10	0	0	4	4	.276	.421	.655	1.076	19	1	4	0	1	0	
Minors (1 season)							Minors	66	274	225	33	51	7	1	2	27	8	3	28	40	.227	.343	.293	.637	66	4	14	3	4	0
NCAA (2 seasons)							NCAA	122	542	454	90	143	15	4	9	64	29	6	42	48	.315	.392	.425	.817	193	13	19	21	6	
Other (1 season)							Other	26	125	108	19	31	3	0	2	13	15	5	7	20	.287	.363	.370	.733	40	7	1	2	0	
All Levels (2 Seasons)								214	941	787	142	225	25	5	13	104	52	14	77	108	.286	.373	.380	.753	299	17	40	25	12	0
A (1 season)							Minors	26	101	83	10	18	1	0	0	7	4	1	12	18	.217	.333	.229	.562	19	1	3	2	1	0
A- (1 season)							Minors	33	135	113	12	25	3	0	0	10	4	2	12	18	.221	.328	.248	.576	28	2	7	1	2	0
Rk (1 season)							Minors	7	38	29	11	8	3	1	2	10	0	0	4	4	.276	.421	.655	1.076	19	1	4	0	1	0

# Outfielder | Billy Cooke



Height: 5-10	Bats: R
Weight: 175	Throws: R



# Billy Cooke

# 7

OUTFIELDER

Nickname	Cookie Monster
Date of Birth	September 26, 1995 in Matiland, FL
Current Residence	Conway, SC
2021 Opening Day Age	25
Professional Experience	4 years
Former Team	Tacoma Rainiers
College	Coastal Carolina
Status	LS-3

## Professional Career

### 2019

Billy Cooke spent his 2019 season split between four minor league clubs ranging from LoA to AAA, culminating in a 17-game stint with the Tacoma Rainiers to close out the season. While with the Rainiers, Cooke posted a .275 batting average and added five RBI on 14 base hits. Just prior to the AAA call up with the Tacoma, Cooke spent five games with the HiA Modesto Nuts where his .500 OBP earned him enough recognition to make the jump to the Pacific Coast League. Cooke's best showing during 2019 came with the HiA Everett AquaSox of the NorthWest League, his second tour with Everett after beginning his career there, where the Florida native slashed .304/.407/.507 over 69 at bats in 22 games played.

### 2018

During his second year in minor league ball, Cooke began the season with the AZL Mariners, but quickly made the jump to LoA as he joined the Clinton LumberKings of the MidWest League. During his one season with Clinton, Cooke batted .175 over 95 games while adding nine extra-base hits and 15 RBI. Cooke spent the majority of his professional career with Clinton, playing a total of 137 games for the LumberKings over the course of the 2017 and 2018 seasons.

### 2017

At age 21, Cooke began his professional baseball career with the HiA Everett AquaSox, but it only took three game with Everett before Cooke made the move to the LoA Clinton LumberKings. Cooke's 2017 with the LumberKings consisted of a .156 batting average over 42 games played in which the Coastal Carolina alumnus drove in nine runs and lifted a career-high two home runs in a single season. This total was eventually tied in 2019 during his second stint with Everett.





# Outfielder | Billy Cooke

## Coastal Carolina University

Following a red-shirt freshman year in 2014, Cooke began his 2015 campaign as the Opening Day starter in Center Field for the Chanticleers. Yet, his season was cut short after injuring his hand in the season opener.

With a vengeance, Cooke returned for a dominant sophomore campaign in 2016, in which the righty earned honorable mention All-Big South honors and was voted to the NCAA Raleigh Regional All-Tournament team. The center fielder batted .324 with 16 doubles in 72 games played, 71 of which he started. Cooke reached base safely in 59 of his 72 games played, and ranked 17th in the NCAA with a team-best 14 sac bunts. During the NCAA Regional, Cooke added a team-high .412 batting average to propel Coastal Carolina to its first Super Regional since 2010. Cooke provided a staple in the bottom of the CCU lineup, which claimed the first College World Series National Championship in program history.

Cooke also earned the top spot on SportsCenter's Top 10 plays with a diving catch against Georgia Tech on April 29, 2016.

## Career Stats

Year	Age	AgeDif	Tm	Lg	Lev	Aff	G	PA	AB	R	H	2B	3B	HR	RBI	SB	CS	BB	SO	BA	OBP	SLG	OPS	TB	GDP	HBP	SH	SF	IBB
2015	19	-1.5	Coastal Carolina	BigS	NCAA		25	35	27	4	4	1	0	0	1	3	1	5	6	.148	.303	.185	.488	5	1	1	2	0	
2016	20	-0.6	Coastal Carolina	BigS	NCAA		72	296	238	47	77	16	0	3	36	27	7	31	38	.324	.415	.429	.843	102	4	9	14	4	
2017	21	0.0	Coastal Carolina	SBC	NCAA		56	271	201	52	71	15	1	10	37	21	6	38	30	.353	.479	.587	1.066	118	2	16	10	6	
2017	21		2 Teams	2 Lgs	A-A-	SEA	45	158	134	14	21	1	0	2	10	6	5	19	48	.157	.274	.209	.483	28	2	3	1	1	1
2017	21	-0.3	Clinton	MIDW	A	SEA	42	143	122	13	19	1	0	2	9	6	5	18	45	.156	.273	.213	.486	26	2	2	0	1	1
2017	21	0.2	Everett	NORW	A-	SEA	3	15	12	1	2	0	0	0	1	0	0	1	3	.167	.286	.167	.452	2	0	1	1	0	0
2018	22		2 Teams	2 Lgs	A-Rk	SEA	103	390	327	31	58	9	1	1	17	15	7	38	113	.177	.288	.220	.508	72	5	15	4	6	0
2018	22	0.6	Clinton	MIDW	A	SEA	95	356	297	26	52	7	1	1	15	13	6	36	101	.175	.290	.215	.505	64	5	14	4	5	0
2018	22	2.4	Mariners	ARIZ	Rk	SEA	8	34	30	5	6	2	0	0	2	2	1	2	12	.200	.265	.267	.531	8	0	1	0	1	0
2019	23		4 Teams	4 Lgs	A--AAA-A-A+	SEA	56	199	166	27	46	7	4	2	15	15	6	17	45	.277	.379	.404	.783	67	3	11	4	1	0
2019	23	-3.3	Tacoma	PCL	AAA	SEA	17	61	51	8	14	2	1	0	5	5	2	6	11	.275	.367	.353	.720	18	0	2	1	1	0
2019	23	0.5	Modesto	CALL	A+	SEA	5	10	7	1	2	0	0	0	0	1	0	2	2	.286	.500	.286	.786	2	0	1	0	0	0
2019	23	1.5	West Virginia	SALL	A	SEA	12	45	39	4	9	3	0	0	2	2	2	2	13	.231	.318	.308	.626	12	2	3	1	0	0
2019	23	2.2	Everett	NORW	A-	SEA	22	83	69	14	21	2	3	2	8	7	2	7	19	.304	.407	.507	.915	35	1	5	2	0	0
Minors (3 seasons)							204	747	627	72	125	17	5	5	42	36	18	74	206	.199	.309	.266	.575	167	10	29	9	8	1
NCAA (3 seasons)							153	602	466	103	152	32	1	13	74	51	14	74	74	.326	.438	.483	.920	225	7	26	26	10	
All Levels (5 Seasons)							357	1349	1093	175	277	49	6	18	116	87	32	148	280	.253	.365	.359	.724	392	17	55	35	18	1
AAA (1 season)							17	61	51	8	14	2	1	0	5	5	2	6	11	.275	.367	.353	.720	18	0	2	1	1	0
A+ (1 season)							5	10	7	1	2	0	0	0	0	1	0	2	2	.286	.500	.286	.786	2	0	1	0	0	0
A (3 seasons)							149	544	458	43	80	11	1	3	26	21	13	56	159	.175	.288	.223	.510	102	9	19	5	6	1
A- (2 seasons)							25	98	81	15	23	2	3	2	9	7	2	8	22	.284	.389	.457	.846	37	1	6	3	0	0
Rk (1 season)							8	34	30	5	6	2	0	0	2	2	1	2	12	.200	.265	.267	.531	8	0	1	0	1	0

# Outfielder | Raymond Jones



Height: 6-0      Bats: L  
Weight: 190      Throws: L

JONZ  
therealrayjones

# Raymond Jones

# 14

OUTFIELDER

Nickname	Ray
Date of Birth	June 4, 1994 in San Diego, CA
Current Residence	Hayward, CA
2021 Opening Day Age	27
Professional Experience	3 years
Former Team	Napa Silverados
College	California State University, East Bay
Status	Rookie

## Professional Career

### 2019

At age 25, Jones joined the RailCats where he hit .215 in 65 games with the team. The San Diego native registered 45 hits, 11 of which resulted in extra bases, while producing 28 RBI and scoring 17 runs.

### 2018

Jones played his first season of professional baseball in the Pacific Association of Professional Baseball with the Napa Silverados in 2018. In 67 games with the Silverados, Jones batted .342 with 93 hits, nine home runs, six triples and 41 RBI.

## Cal State East Bay

The San Diego native played his college ball at California State University East Bay in Hayward, California. In his final season with the Pioneers in 2018, Jones led the team in batting average (.367), OPS (.915), SLG (.475), hits (58), and walks (19), while tying for the team lead in total bases (75) and triples (3).

Jones spent three years with CSU East Bay, one with a medical redshirt, after playing his freshman and sophomore seasons close to home at San Diego City College. He was a first team all-conference selection in both of his seasons at SDCC.

## Personal

The son of Diana Gilbert and Ronnie Jones...Has three siblings: Juan Gilbert (31), Kierra Gilbert (29), and Luther Jones (26)...Favorite athlete is Jackie Robinson...Likes to eat pizza, Mexican food, and BBQ ribs...Favorite movies include: The Waterboy, John Wick, and 42...Enjoys watching ESPN and Impractical Jokers.



# Outfielder | Raymond Jones

## Career Stats

Year	Age	AgeDif	Tm	Lg	Lev	Aff	G	PA	AB	R	H	2B	3B	HR	RBI	SB	CS	BB	SO	BA	OBP	SLG	OPS	TB	GDP	HBP	SH	SF	IBB			
2016	22	0.9	CS East Bay	CCAA	NCAA		48	183	152	34	55	3	4	0	24	10	4	23	11	.362	.453	.434	.887	66	6	4	2		2			
2018	24	2.5	CS East Bay	CCAA	NCAA		44	186	158	31	58	11	3	0	25	6	1	19	24	.367	.440	.475	.915	75	5	4	2		3			
2018	24	-0.8	Napa	PACA	Ind		67	312	272	71	93	11	6	9	41	22	6	29	45	.342	.410	.526	.935	143	5	2	4		3			
2019		25	2 Teams	2 Lgs	Ind		66	247	212	17	47	6	2	3	28	0	1	25	41	.222	.317	.311	.628	66	6	1	3		1			
2019	25	-1.6	Gary	AA	Ind		65	242	209	17	45	6	2	3	28	0	1	23	41	.215	.307	.306	.613	64	6	1	3		1			
2019	25	-0.4	Napa	PACA	Ind		1	5	3	0	2	0	0	0	0	0	0	2	0	.667	.800	.667	1.467	2	0	0	0		0			
NCAA (2 seasons)																																
Other (2 seasons)																																
All Levels (3 Seasons)																																
							225	928	794	153	253	31	15	12	118	38	12	96	121	.319	.400	.441	.840	350	19	7	12		4			



# Outfielder | Jesus Marriaga



Height: 6-2	Bats: R
Weight: 190	Throws: R

mar-ee-AH-guh  
 jmarriaga17

# Jesus Marriaga

# 2

OUTFIELDER

Nickname	The Messiah
Date of Birth	December 17, 1998 in Cartagena, Colombia
Current Residence	Cartagena, Colombia
2021 Opening Day Age	23
Professional Experience	5 years
Former Team	Hillsboro Hops
College	N/A
Status	LS-3

## Professional Career

### 2019

Following three seasons in either rookie or foreign-rookie ball, Marriaga got the nod to join the short-season A Hillsboro Hops. In his busiest season to date, the then-20 year old played in 66 games for the hops, batting .244/.374/.350 over 286 plate appearances. In what was a career-year for Marriaga, he saw career-best numbers in hits (57), runs scored (51), doubles (14), triples (4), home runs (1), RBI (27), and walks (45). Marriaga also led his team in plate appearances, at bats, runs, hits, doubles, stolen bases, walks, and strikeouts. His 45 walks set the Hops single-season record.

### 2018

Marriaga found himself with the Missoula Osprey in 2018 playing his second season of rookie-ball at 19 years old. In the Osprey jersey, Marriaga saw 191 plate appearances as he delivered a .271 average while driving in 12 and scoring 29 runs. In Missoula, Marriaga's strikeout rate reached a career best. At 17 and 18 years of age, Marriaga struck out at 27.2% and 36.8% clips respectively, but in his third season, he reduced that number to 25.1%.

### 2017

In year two, Marriaga was active for a team-high 51 games with the Rookie-classified AZL Diamondbacks. While hitting .205/.299/.297, the Colombia native recorded 38 hits, 12 of which resulted in extra bases, and crossed the plate 28 times, good for second on the team. He also drove in 15 and stole a team-best 11 bases in addition to walking 20 times on the year, the most on the roster.

### 2016

At the ripe age of 17 years old, Jesus Marriaga signed to play with the DSL Diamondbacks 2 in Foreign Rookie ball. A hungry Marriaga posted a .295/.388/.362 clip in 61 games through a team-high 261 plate appearances in his first year of professional ball. Additionally, he recorded team-best marks in hits (66), runs scored (40), triples (3), stolen bases (24), walks (31) and total bases (81). The promising start to his career earned him a promotion to the DSL Diamondback 1 where he appeared in three games, batting .400 while adding a team-best 1.155 OPS in the process.



# Outfielder | Jesus Marriaga



## Career Stats

Year	Age	AgeDif	Tm	Lg	Lev	Aff	G	PA	AB	R	H	2B	3B	HR	RBI	SB	CS	BB	SO	BA	OBP	SLG	OPS	TB	GDP	HBP	SH	SF	IBB	
2016		17	2 Teams	DOSL	FRk	ARI	64	272	234	42	70	10	4	0	23	25	10	32	72	.299	.391	.376	.767	88	3	4	1	1	1	
2016	17	-1.2	Diamondbacks	2	DOSL	FRk	ARI	61	261	224	40	66	9	3	0	21	24	10	31	71	.295	.388	.362	.750	81	3	4	1	1	1
2016	17	-1.2	Diamondbacks	1	DOSL	FRk	ARI	3	11	10	2	4	1	1	0	2	1	0	1	1	.400	.455	.700	1.155	7	0	0	0	0	0
2017	18	-1.8	Diamondbacks	ARIZ	Rk	ARI	51	212	185	28	38	7	5	0	15	11	5	20	78	.205	.299	.297	.596	55	2	5	1	1	0	
2018	19	-1.6	Missoula	PION	Rk	ARI	43	191	170	29	46	7	0	0	10	12	1	17	48	.271	.351	.312	.663	53	4	4	0	0	0	
2019	20	-0.8	Hillsboro	NORW	A-	ARI	66	286	234	51	57	14	4	1	27	17	6	45	85	.244	.374	.350	.725	82	3	5	0	2	0	
All Levels (4 Seasons)							224	961	823	150	211	38	13	1	75	65	22	114	283	.256	.358	.338	.695	278	12	18	2	4	1	
A- (1 season)							Minors	66	286	234	51	57	14	4	1	27	17	6	45	85	.244	.374	.350	.725	82	3	5	0	2	0
Rk (2 seasons)							Minors	94	403	355	57	84	14	5	0	25	23	6	37	126	.237	.323	.304	.628	108	6	9	1	1	0
FRk (1 season)							Minors	64	272	234	42	70	10	4	0	23	25	10	32	72	.299	.391	.376	.767	88	3	4	1	1	1

# Outfielder | MJ Rookard



Height: 5-8      Bats: L  
Weight: 180      Throws: L

ROOK-erd  
 only1.mjrookard

# MJ Rookard

# 11

OUTFIELDER

Nickname	The Goat
Date of Birth	May 14, 1996 in Douglasville, GA
Current Residence	Macon, GA
2021 Opening Day Age	25
Professional Experience	2 years
Former Team	N/A
College	Middle Georgia State University
Status	LS-1

## Professional Career

### 2019

Signed his first pro baseball contract with Gary on July 10  
Recorded 89 at bats in 29 games played,  
slashing .180/.312/.292 with six extra-base hits and eight  
RBI.

### 2019

Played with the Macon Bacon of the Coastal Plain League  
At the time of his departure he led the league in hits (39)  
and batting average (.382), is second in runs scored (33)  
and top 10 in OBP (.484), SLG (.569), total bases (58) and  
doubles (8)

He hit for the cycle in his first four at bats on June 17  
Awarded a spot on the Coastal Plain League All-Star Team  
He slashed .348/.456/.582 in 2019, with nine homers, 57  
RBI and more walks (33) than strikeouts (23) in his senior  
season at MGSU

Tallied two 4-hit games and a 5-hit game back in February  
in which he finished with seven RBI.



## Career Batting Stats

Year	Age	AgeDif	Tm	Lg	Lev	Aff	G	PA	AB	R	H	2B	3B	HR	RBI	SB	CS	BB	SO	BA	OBP	SLG	OPS	TB	GDP	HBP	SH	SF	IBB
2019	23	-3.6	Gary	AA		Ind	29	110	89	15	16	3	2	1	8	5	0	16	20	.180	.312	.292	.604	26	2	1	2	0	
All Levels (1 Season)							29	110	89	15	16	3	2	1	8	5	0	16	20	.180	.312	.292	.604	26	2	1	2	0	

# Outfielder | Zach Welz



# Zach Welz

# 20

OUTFIELDER

Height: 6-2	Bats: R
Weight: 195	Throws: R



WELZ



going\_to\_the\_welz

Nickname	The Big Storm
Date of Birth	May 7, 1992 in Grass Valley, CA
Current Residence	Stockton, CA
2021 Opening Day Age	29
Professional Experience	7 years
Former Team	Evansville Otters
College	Texas Southern University
Status	LS-3

## Professional Career

### 2019

The 2019 season was Welz' first with the Gary SouthShore RailCats. In his last campaign, he got 89 at-bats across 39 games. In those chances, he slashed .169/.372/.202. He was able to get 15 hits and three doubles while driving in four runs. One of the strengths he showed was good discipline and vision, as he was able to draw 18 walks across the course of the season.

### 2018

In 2018, Welz re-signed with the Evansville Otters of the Frontier League on 3/26. He slashed .214/.301/.305/.606 with 3 HR and 15 RBIs in 45 games and tied a career-high with eight stolen bases. He failed to stay healthy, being placed on the Injured List three separate times.

### 2017

Welz played in 40 games with the Mobile BayBears (Double-A Affiliate) of the Texas League in 2017. Later that year, he signed his first Independent Professional Baseball (IPBF) contract with the Evansville Otters in August of 2017.

### 2016

Welz split the 2016 season bouncing around the Los Angeles Angels farm system between the Burlington Bees (Class-A Affiliate) of the Midwest League, the Inland Empire 66ers (Class-A Advanced Affiliate) of the California League and the Arkansas Travelers (Double-A Affiliate) of the Texas League in 2016.

### 2015

After college, Welz signed with the Los Angeles Angels of Anaheim as an undrafted free agent following his senior season at Texas Southern on 8/2/15. He got six hits in 28 at-bats across in seven games with the Arizona League Angels in 2015.

## Texas Southern University

After his time at Solano Community College, Welz transferred to Texas Southern University in 2014. There, he was a two-year starter at Texas Southern from 2014-15. He was named to various honors, including Second Team All-Southwestern Athletic Conference (SWAC) as a junior in 2014.

## Personal

Zach Welz was born on May 7, 1992 in Grass Valley, California. Welz' nickname is "The Big Storm."

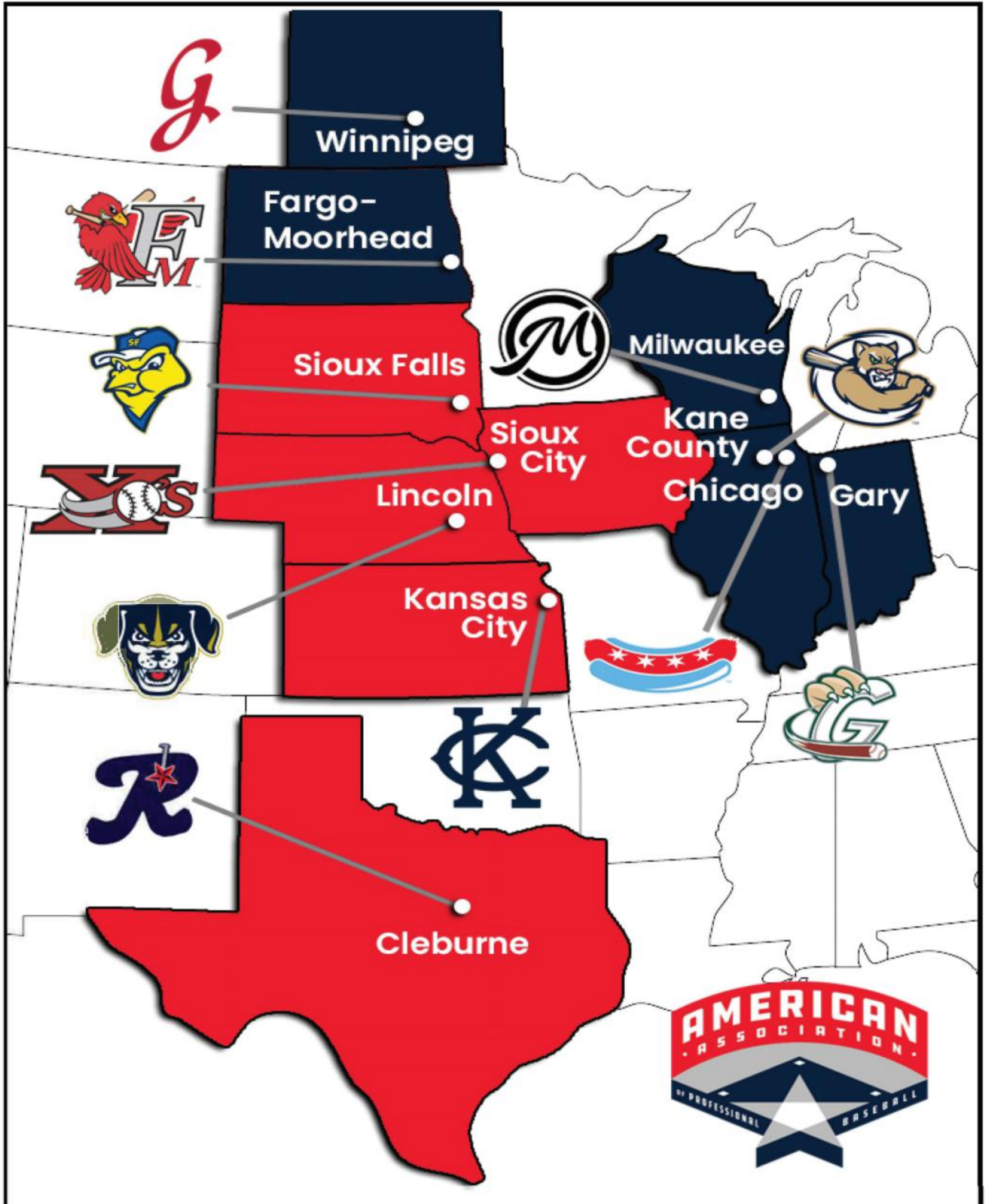
# Outfielder | Zach Welz

## Career Batting Stats

Year	Age	AgeDif	Tm	Lg	Lev	Aff	G	PA	AB	R	H	2B	3B	HR	RBI	SB	CS	BB	SO	BA	OBP	SLG	OPS	TB	GDP	HBP	SH	SF	IBB	
2014	22	1.0	Texas	Southern	SWAC	NCAA	46	196	166	25	51	8	0	2	34	11	4	22	22	.307	.397	.392	.788	65	2	4	2		2	
2015	23	1.8	Texas	Southern	SWAC	NCAA	49	233	192	48	54	13	2	5	28	22	4	25	38	.281	.390	.448	.838	86	1	11	2		3	
2015	23	3.1	Angels	ARIZ	Rk LAA		7	32	28	6	6	2	0	0	10	1	2	2	5	.214	.290	.286	.576	8	0	1	1	0	0	
2016		24	3 Teams	3 Lgs	A+--AA-A	LAA	98	357	315	35	76	10	1	5	35	8	4	33	102	.241	.316	.327	.643	103	2	3	3	3	0	
2016	24	0.2	Arkansas	TL	AA LAA		26	78	68	11	14	3	1	1	7	1	1	9	28	.206	.299	.324	.622	22	0	0	1	0	0	
2016	24	1.5	Inland Empire	CALL	A+ LAA		55	209	186	16	41	7	0	3	23	4	2	17	63	.220	.290	.306	.596	57	1	2	2	2	0	
2016	24	2.4	Burlington	MIDW	A LAA		17	70	61	8	21	0	0	1	5	3	1	7	11	.344	.414	.393	.808	24	1	1	0	1	0	
2017	25	0.9	Mobile	SOUL	AA LAA		40	136	119	12	28	6	0	0	8	2	1	13	41	.235	.316	.286	.602	34	0	1	3	0	0	
2017	25	0.6	Evansville	FRON	Ind		20	80	68	8	17	2	1	1	6	2	0	11	18	.250	.363	.353	.715	24	1	0	0	0	0	
2018	26	1.8	Evansville	FRON	Ind		45	177	154	23	33	5	0	3	15	8	1	17	43	.214	.301	.305	.606	47	3	1	2	0	0	
2019	27	0.4	Gary	AA	Ind		39	112	89	10	15	3	0	0	4	4	1	18	35	.169	.327	.202	.530	18	3	2	0	0	0	
Minors (3 seasons)							Minors	145	525	462	53	110	18	1	5	53	11	7	48	148	.238	.315	.314	.629	145	2	5	7	3	0
NCAA (2 seasons)							NCAA	95	429	358	73	105	21	2	7	62	33	8	47	60	.293	.393	.422	.815	151	3	15	4		5
Other (3 seasons)							Other	104	369	311	41	65	10	1	4	25	14	2	46	96	.209	.322	.286	.609		89	7	3	2	0
All Levels (6 Seasons)								344	1323	1131	167	280	49	4	16	140	58	17	141	304	.248	.342	.340	.683	385	27	14	10		0
AA (2 seasons)							Minors	66	214	187	23	42	9	1	1	15	3	2	22	69	.225	.310	.299	.609	56	0	1	4	0	0
A+ (1 season)							Minors	55	209	186	16	41	7	0	3	23	4	2	17	63	.220	.290	.306	.596	57	1	2	2	2	0
A (1 season)							Minors	17	70	61	8	21	0	0	1	5	3	1	7	11	.344	.414	.393	.808	24	1	1	0	1	0
Rk (1 season)							Minors	7	32	28	6	6	2	0	0	10	1	2	2	5	.214	.290	.286	.576	8	0	1	1	0	0









## History

The American Association is one of the great names in the history of professional baseball leagues in the United States. The first American Association was formed in 1902 as an independent minor league for the larger cities in the midwestern area of the U.S. The original members of the league were the St. Paul Apostles, the Minneapolis Millers, the Kansas City Cowboys, the Toledo Mud Hens, the Indianapolis Indians, the Louisville Colonels, the Milwaukee Brewers, and the Columbus (OH) Senators. The following year (1903), the American Association joined the National Association of Professional Baseball Leagues (the minor league organization), and for the next half century the league was arguably the most influential minor league in all of baseball. Great players such as Ted Williams, Mickey Mantle, Willie Mays and more starred in league ballparks, and the Junior World Series was a major event in the U.S. sporting world. In 1944 more than 50,000 fans showed up for a crucial JWS game between Louisville and Baltimore.

In 1953 major league baseball saw the first movement of franchises since the turn of the century as the Boston Braves moved to Milwaukee. Over the next decade the American Association would also lose Kansas City, Minneapolis, and St. Paul to major league baseball. At the same time, minor league baseball was undergoing a serious decline. In earlier years, minor league teams could exist without a major league working agreement, but the economics of minor league baseball had changed. It was now imperative to have a major league agreement for a team's survival, but the major leagues were streamlining their list of affiliates. The advent of television, air conditioning, and the suburbs were also a factor in the decline of the minors, and in 1963, the American Association would close its doors. The surviving teams were absorbed by the Pacific Coast League and the International League, the remaining AAA leagues.

In 1969 the American Association returned as the expansion of major league baseball created a need for more Class AAA farm clubs. The original six members of the returning Association were the Indianapolis Indians, the Omaha Royals, the Tulsa Oilers, the Denver Bears, the Iowa Oaks, and the Oklahoma City 89ers. The following year the league would go to eight clubs with the addition of Wichita and Evansville. The league remained fairly stable until 1997 when minor league baseball decided to realign and the American Association was again dropped. As in the prior demise of the league, teams would be absorbed by the other two AAA leagues.

In the fall of 2005 the possibility of a revival of the American Association was discussed. Teams from two independent leagues, the Northern League and the Central League proposed coming together to form a "super" independent league. Two of the cities in the discussions, St. Paul and Ft. Worth, had been members of the old American Association, and the geography was similar to that of original league. With the history and precedent set by its namesake, the American Association of Independent Professional Baseball Leagues was formed on October 11, 2005. The expectations were strong for the new league, and the name "American Association" was again part of the great history of professional baseball. In 2008, Wichita rejoined the league as an expansion team along with Grand Prairie, TX. In 2011 Amarillo replaced Pensacola and the league expanded by four teams, adding the Fargo-Moorhead RedHawks, Gary SouthShore RailCats, Kansas City T-Bones and Winnipeg Goldeyes. In 2017, the Cleburne (TX) Railroaders will join the league, playing in a new \$25 million stadium. Cleburne is part of the dynamic Dallas-Fort Worth metroplex.

The league expanded to suburban Chicago in 2018 with the addition of the Chicago Dogs, whose home stadium is Impact Field, a new \$60 million facility in Rosemont, IL. In 2019, the American Association expanded again, this time to Franklin, WI as the Milwaukee Milkmen join the circuit. The club opened the newly constructed Routine Field, which is part of the Ballpark Commons development in Franklin.





## » Roster Size

## Roster Rules

The roster limit for a American Association club is twenty three (23) players. An additional player may be on the disabled list during the regular season. Of those 23 players, a maximum of five (5) may be Veterans and minimum of five (5) must be Rookies. The remaining players will be designated limited service players and of those LS players only six (6) may be LS-4. Two (2) of these six players may be LS-5. During the preseason, a maximum of twenty eight (28) players may be under contract at any one time without regard to classification. The 23 active player roster must be met two (2) days before the start of the regular season.

**Year of Service:** A year of service for American Association players is 75 official at bats or more in a National Association or independent league or leagues, or 30 innings or more pitched in a National Association or independent league or leagues, in any season prior to the present calendar year. For independent and short season/rookie league service, the first two years of service equals one National Association year. For foreign players, the classification and salary level will be determined by the league office.

**Rookie:** A player with less than one year of service.

**LS-1:** A player with less than two years of service.

**LS-2:** A player with less than three years of service.

**LS-3:** A player with less than four years of service.

**LS-4:** A player with less than five years of service. Two of the six LS-4 players may be an LS-5.

**LS-5:** A player with less than 6 years of service.

**Veteran:** A player with six or more years of service. If a player has six or more years of service but has not reached the age of 27 by September 1 of that season, he will be considered an LS-4. If he has not reached the age of 25 by September 1 of that season, he will be considered an LS-3.



1st row: Ray Johnston, President; Hugh Yancy, Bucky Dent, Jerry Hairston, Joe Sparks, Manager; Van Kelly, Buddy Bradford, Ted Uhlaender, Ron Davini; 2nd row: Pete Franke, Sue Speridon, Bob Martin, Ken Frailing, Ken Hottman, Stan Perzanowski, Hal McClain, Dan Neumeier, Dave Baldwin, Pete Varney, Tom Egan; 3rd row: Joe Keough, Bee Bee Richard, Dave Leisman, Sam Ewing, Skip Pitlock, Denny McClain, Dave Lemonds, Jim MacDonnell, Rick Gossage.

*The Iowa Oaks circa 1973*



*Commissioner*

## **JOSHUA SCHAUB**



Joshua Schaub was appointed Commissioner of the American Association of Independent Professional Baseball on March 1, 2019. He succeeds league founder Miles Wolff, who retired at the end of 2018 after 13 seasons as Commissioner. Schaub is the chief executive for the American Association and oversees the American Association's operations, expansion, technology enhancements, and relationships in professional baseball.

Schaub's baseball background is extensive. He is the former CEO and co-owner of the Joliet Slammers baseball club of the Frontier League, a board member of the Frontier League and Prospect Leagues and has previously worked in the Milwaukee Brewers scouting department as an intern and associate. Schaub had also previously clerked for the Northern League.

Schaub is an attorney with Gutwein Law based in Minneapolis, where he focuses his practice on Sports and Entertainment Law. He serves as the Commissioner and General Counsel of the Major Arena Soccer League and is a co-founder of Da Beauty League, a summer hockey league for college and professional players based in the Twin Cities. In the past, he has served as an adjunct law school professor teaching Sports Law.

Schaub is currently a mentor for TechStars Sports Tech accelerator, a Twin Cities (Minnesota) board member for the American Cancer Society, and the Co Vice Chair of the Sport, Art, and Entertainment section of the Minnesota Bar.

After acquiring an undergraduate degree at the University of Wisconsin-La Crosse in Exercise and Sports Science, Schaub earned his Juris Doctor from the William Mitchell College of Law in St. Paul, Minnesota. While at William Mitchell, he was the chair of the Sports and Entertainment Law Society.



*Deputy Commissioner*

## **JOSH BUCHHOLZ**



Josh Buchholz was named Executive Director of the American Association on January 18, 2018.

Prior to taking the role with the American Association, Buchholz had been the Vice President & General Manager of the Fargo-Moorhead RedHawks since October 2005. While with the RedHawks, Buchholz was a part of five league championships (1998, 2003, 2006, 2009, 2010), earned league Executive of the Year honors three times (2008, 2010, 2012) and in 2013 was named to Prairie Business Magazine's "Top 40 Under 40" business leaders in North Dakota, South Dakota and northwest Minnesota.

Buchholz served as the club's Director of Media Relations and Director of Baseball Operations before being named the fourth General Manager in franchise history. He joined the organization in 1996 as Clubhouse Manager and was promoted to the front office following the 1997 season.

Buchholz graduated from Concordia College in Moorhead, Minnesota with a Bachelor of Arts in History.

*Director of Digital Media*

## **JAKE KRANZ**



Jake Kranz was named the Director of Digital Media for the American Association on November 2, 2020.

A native of North St. Paul, Minnesota, he will graduate this spring from Carlson School of Management at the University of Minnesota. He is the founder of Willow Creek Media, a full-service marketing agency he founded while in college at the University of Minnesota.



*Director of Umpires*

## **RON TEAGUE**



Ron Teague was named the Director of Umpires on October 1, 2018.

Prior to being named the Director of Umpires, Teague was a professional baseball umpire from 2006-2018. From 2006-2010 he was an umpire in the American Association, being selected to four postseason assignments, including three championships. After his four years in the American Association, in 2010 he attended Jim Evans Academy of Professional Umpiring where he was an honor graduate, and eventually earned a contract in the Arizona Rookie League.

From 2010-2018, Teague worked in the Arizona League, Arizona Extended Spring, Appalachian League, Midwest League, Florida Instructional League, California League, Texas League, Arizona Instructional League, Dominican Winter League, Pacific Coast League, 2017 MLB Spring Training. Teague was invited back to MLB Spring Training in 2018 before he resigned from affiliated baseball and re-joined the American Association for a final season on the field. In 2018, he was an American Association crew chief for the regular season and the entire postseason.

Teague's accolades while in affiliated baseball include the Appalachian League Championship Series, Midwest League All Star Game, California League Umpire of the Year along with an All Star Game and postseason assignment. He also was chosen to work the Texas League All Star Game, MLB Futures Game and MLB Home Run Derby in 2015 in Cincinnati, OH, Dominican Winter League post season and Championship, and the Pacific Coast League Championship.

Teague was also the Chief Instructor at the Minor League Baseball Umpire Academy in Vero Beach, Florida in 2016 and 2017 and was an instructor from 2013-2015. In addition to his professional experience Teague is also an NCAA Division 1 umpire in several conferences, including the SEC.



*League Historian*

**HOFFMAN  
WOLFF**



Hoffman Wolff has been with the American Association since its inception. On an ongoing basis he provides assistance to the team in media, PR, league history, statistics, and several other areas.

Hoffman is known for making the American Association's original logo and continues to be the heart and soul of the league.

Hoffman received is B.A. in French Language and Literature.

---

*Director of Social  
Media*

**TYLER WEBB**



Tyler Webb is a freelance Digital Marketer based out of Minneapolis. He largely works with organizations and individuals across all levels of sports to tell their brand's story, create compelling digital content and drive meaningful, measurable results for their businesses.

---

*League Videographer  
and Content Strategist*

**JORDAN LUNDELL**



Jordan is a full-time freelancer specializing in real estate, product, and sport filmmaking. He handles the graphic design, video editing, and content creation for the American Association.



# Chicago Dogs

Owner: Shawn Hunter, Steven Gluckstem  
 Years in American Association: 2018 - Present Media  
 Contact: Sam Brief [briefsam@gmail.com](mailto:briefsam@gmail.com)

## General Info.

Address: 9800 Balmoral Avenue, Rosemont, IL 60018  
 Phone: (847) 260-2544  
 Website: [www.chicagodogs.com](http://www.chicagodogs.com)

## Front Office

Chief Operating Officer: Trish Zuro  
 Marketing Director: Christine Reznicek  
 Corporate Partnerships: Chris Lennon  
 Game Entertainment and Social Media Manager: Pat Hunt  
 Community Relations: Daniela Barrios  
 Game Operations Coordinator: Pam Wilinski  
 Account Executive: Zach Galloway  
 Executive Chef: Mike Blase

## Field Staff

Manager: Butch Hobson  
 Pitching Coach: Stu Cliburn  
 Athletic Trainer: Thomas Simon

Twitter: @TheChicagoDogs  
 Facebook: /TheChicagoDogs  
 Instagram: @thechicagodogs

Corporate Sales Manager: Scott Foley  
 Sales and Event Manager: Evan Gersonde  
 Senior Account Executives: Jon Ryan, Mackenzie Thomas  
 Media Relations: Alexandra Jakubiak  
 Broadcast and Media Relations Manager: Sam Brief  
 Website Design/Photographer: Matt Zuro  
 Director of Operations, Retail and Concessions: Joe Costa  
 Clubhouse Manager: Daniel Langston  
 Head Groundskeeper: Justin Spillman

## Stadium Information

Ballpark: Impact Field  
 Year Built: 2018  
 Stadium Dimensions: LF-312, CF-390, RF-294  
 Capacity: 6,300



### All-time AA record - 3 seasons, 130-127, .506 winning pct.

Opponent	Record	Pct.	Opponent	Record	Pct.	Opponent	Record	Pct.
Cleburne	5-7	.417	Lincoln	3-5	.375	Sioux Falls	15-14	.517
Fargo	15-18	.455	Milwaukee	21-18	.539	Texas	6-6	.500
Gary	18-11	.621	St. Paul	14-17	.452	Wichita	5-2	.714
Kansas City	4-9	.308	Sioux City	6-5	.546	Winnipeg	18-15	.546

**Most wins vs. opponent, season:** 12, vs. Gary SouthShore, 2019

**Most losses vs. opponent, season:** 14, vs. Milwaukee, 2020

**Highest winning % vs. opponent, season (min. 7 games):** .857 (12-2), Gary, 2019

**Lowest winning % vs. opponent, season (min. 7 games):** .400 (6-9), Gary, 2018





## Chicago Dogs 2020 Batting Stats


Name	Age	G	PA	AB	R	H	2B	3B	HR	RBI	SB	CS	BB	SO	BA	OBP	SLG	OPS	TB	GDP	HBP	SH	SF
Ben Allison	26	20	2	2	0	0	0	0	0	0	0	0	0	1	.000	.000	.000	.000	0	0	0	0	0
Edwin Arroyo#	28	96	422	357	60	104	19	2	2	55	3	4	37	39	.291	.367	.373	.739	133	9	13	6	6
Larry Balkwill	28	16	53	50	7	12	2	0	1	5	0	0	3	13	.240	.283	.340	.623	17	0	0	0	0
Keon Barnum*	26	98	428	373	67	116	26	1	31	90	0	1	52	91	.311	.395	.635	1.030	237	1	0	2	2
Jordan Dean	28	97	408	371	61	110	26	1	15	55	12	0	30	60	.296	.348	.493	.841	183	2	0	5	5
Kelly Dugan*	28	56	236	208	36	65	17	1	6	35	0	0	21	40	.313	.394	.490	.884	102	7	0	0	0
Rey Gonzalez	23	60	210	178	32	40	10	0	4	20	1	1	21	48	.225	.314	.348	.662	62	3	6	2	2
Josh Goossen-Brown	28	23	1	1	0	0	0	0	0	0	0	0	0	0	.000	.000	.000	.000	0	0	0	0	0
Mitchell Kranson*	25	39	144	131	13	29	7	0	2	15	0	0	12	17	.221	.285	.321	.605	42	0	0	1	1
Brett Milazzo*	24	4	16	13	3	5	0	0	0	1	0	0	3	2	.385	.500	.385	.885	5	0	0	0	0
David Olmedo-Barrera*	25	85	392	353	69	106	30	6	9	47	10	6	27	61	.300	.363	.496	.859	175	9	1	2	2
Gustavo Pierre	27	62	261	237	34	73	14	4	7	33	13	3	22	52	.308	.364	.489	.853	116	0	0	2	2
Victor Roache	27	97	416	362	67	112	25	1	24	79	5	0	47	106	.309	.397	.583	.980	211	6	0	1	1
Tony Rosselli	26	87	343	309	51	83	11	2	12	48	4	2	25	82	.269	.338	.434	.772	134	8	0	1	1
Harrison Smith	23	62	135	116	23	24	2	2	2	12	2	0	12	48	.207	.308	.310	.619	36	5	2	0	0
Trey Vavra	27	93	395	340	66	95	16	3	7	56	7	0	40	48	.279	.363	.406	.769	138	8	1	6	6
Carlos Zambrano#	38	41	19	19	0	3	1	0	0	4	0	0	0	3	.158	.158	.211	.368	4	0	0	0	0
17 Players	26.6	100	3881	3420	589	977	206	23	122	555	57	17	352	711	.286	.360	.466	.826	1595	58	23	28	28





## Chicago Dogs 2020 Pitching Stats

Name	Age	W	L	W-L%	ERA	G	GS	GF	CG	SHO	SV	IP	H	R	ER	HR	BB	IBB	SO	HBP	BK	WP	BF	WHIP	H9	HR9	BB9	SO9	SO/W
J.D. Busfield	25	4	3	.571	6.66	12	9	2	1	1	0	48.2	45	37	36	14	15	1	37	4	0	3	210	1.233	8.3	2.6	2.8	6.8	2.47
Eddie Butler	29	0	7	.000	5.65	12	11	0	0	0	0	65.1	87	46	41	8	24	0	40	4	0	12	304	1.699	12.0	1.1	3.3	5.5	1.67
Jamie Callahan	25	0	1	.000	8.10	4	0	2	0	0	1	3.1	3	3	3	1	4	1	2	0	0	1	17	2.100	8.1	2.7	10.8	5.4	0.50
Adam Choplick*	27	1	2	.333	4.26	20	0	13	0	0	5	19.0	21	11	9	1	4	1	31	1	0	1	85	1.316	9.9	0.5	1.9	14.7	7.75
Jake Cousins	25	1	1	.500	3.38	15	0	6	0	0	3	16.0	10	9	6	3	5	0	25	0	0	1	67	0.938	5.6	1.7	2.8	14.1	5.00
Casey Crosby*	31	0	1	.000	8.37	24	0	2	0	0	0	23.2	29	23	22	2	31	1	32	3	0	5	131	2.535	11.0	0.8	11.8	12.2	1.03
Jake Dahlberg*	26	4	4	.500	5.52	13	11	0	0	0	0	58.2	85	41	36	12	16	1	45	3	0	2	273	1.722	13.0	1.8	2.5	6.9	2.81
Thomas Dorminy*	28	7	1	.875	3.63	11	11	0	0	0	0	62.0	61	28	25	4	16	0	62	2	1	5	260	1.242	8.9	0.6	2.3	9.0	3.88
Justin Goossen-Brown	24	0	1	.000	5.14	8	1	5	0	0	1	14.0	13	8	8	1	6	0	9	4	0	0	63	1.357	8.4	0.6	3.9	5.8	1.50
Garrett Granitz	33	1	0	1.000	6.43	8	0	1	0	0	0	7.0	16	7	5	0	0	0	3	0	0	0	38	2.286	20.6	0.0	0.0		3.9
Wes Helsabeck*	27	0	3	.000	4.31	17	3	1	0	0	1	31.1	25	15	15	5	15	1	34	1	0	1	129	1.277	7.2	1.4	4.3	9.8	2.27
K.C. Hobson*	29	0	0		12.00	3	0	2	0	0	0	3.0	3	4	4	1	5	0	2	1	0	1	18	2.667	9.0	3.0	15.0	6.0	0.40
Jalen Miller	27	4	3	.571	3.89	29	0	6	0	0	0	37.0	27	18	16	4	16	1	52	7	0	5	160	1.162	6.6	1.0	3.9	12.6	3.25
Paul Schwendel	30	0	1	.000	5.81	23	0	5	0	0	1	26.1	32	17	17	3	10	2	33	4	0	4	121	1.595	10.9	1.0	3.4	11.3	3.30
Scott Shuman	32	0	1	.000	8.10	9	0	4	0	0	0	10.0	13	9	9	3	4	0	16	1	0	2	47	1.700	11.7	2.7	3.6	14.4	4.00
Harrison Smith	24	0		0	3.86	8	0	6	0	0	0	7.0	3	3	3	1	4	0	4	1	0	0	28	1.000	3.9	1.3	5.1	5.1	1.00
Eric Stout*	27	1	1	.500	9.45	3	3	0	0	0	0	13.1	16	14	14	1	5	0	8	3	0	3	64	1.575	10.8	0.7	3.4	5.4	1.60
Jeff Thompson	28	0		0	20.25	1	0	0	0	0	0	1.1	2	4	3	0	2	0	2	0	0	0	9	3.000	13.5	0.0	13.5	13.5	1.00
Luke Westphal*	31	3	2	.600	3.42	10	9	0	1	0	0	52.2	39	20	20	6	24	0	75	3	1	4	217	1.196	6.7	1.0	4.1	12.8	3.13
19 Players	27.8	26	32	.448	5.26	58	58	56	2	1	12	499.2	530	317	292	70	206	9	512	42	2	50	2241	1.473	9.5	1.3	3.7	9.2	2.49



# Cleburne Railroaders

Owner: Cleburne Baseball LLC  
 Years in American Association: 2017 - Present  
 Present Media Contact: Denning Gerig  
[dgerig@railroadersbaseball.com](mailto:dgerig@railroadersbaseball.com)

## General Info.

Address: 1906 Brazzle BLVD, Cleburne, TX 76033 Phone: (817) 945-8705  
 Website: [www.railroadersbaseball.com](http://www.railroadersbaseball.com)

## Front Office

President/Co-Owner: John Junker  
 Director of Business Operations: Bill Adams  
 Ticket Office Manager: Hollie Bunn  
 Director of Sales: David Kirk  
 Eric Bunn: Director of Facilities  
 Broadcasting/Media Relations Managers: Denning Gerig  
 Press Box Manager: Justin Terry

## Field Staff

Manager: Mike Jeffcoat  
 Pitching Coach:  
 Hitting Coach: Logan Watkins  
 Clubhouse Manager: Cleo Welch  
 Head Athletic Trainer: Rachel Pryor  
 Team Physician: Dr. Robert Shaw

Twitter: @CRRBaseball Facebook: /cleburnerailroaders Instagram: @cleburnerailroaders

Director of Baseball Operations: Josh Robertson  
 Production Manager: Hayden Walraven  
 Public Address Announcer: Jeff Smith  
 Broadcaster: Brad Allred  
 Director of Fun: Brooke Bybee  
 Team Chaplain: Rusty Hall  
 Partnership Marketing Manager: Rory Niewenhous

## Stadium Information

Ballpark: The Depot at Cleburne Station Year Built: 2017  
 Stadium Dimensions: LF-335, CF-400, RF-320  
 Capacity: 3,127

### All-time AA record - 3 seasons, 137-162, .458 winning pct.

Opponent	Record	Pct.	Opponent	Record	Pct.	Opponent	Record	Pct.
Chicago	7-5	.500	Milwaukee	4-2	.667	Sioux Falls	12-12	.182
Fargo	7-11	.333	St. Paul	10-9	.462	Texas	27-15	.655
Gary	5-11	.100	Salina	13-7	.650	Wichita	8-21	.276
Kansas City	7-22	.235	Sioux City	9-19	.267	Winnipeg	9-7	.563
Lincoln	19-21	.370						

**Most wins vs. opponent, season:** 12, vs. Texas, 2017 and Sioux Falls, 2019.  
**Most losses vs. opponent, season:** 12, vs. Wichita, 2018.  
**Highest winning % vs. opponent, season (min. 7 games):** .800 (12-3), Sioux Falls, 2019.  
**Lowest winning % vs. opponent, season (min. 7 games):** .000 (0-7), Gary, 2017.





## Cleburne Railroaders 2019 Batting Stats

Name	Age	G	PA	AB	R	H	2B	3B	HR	RBI	SB	CS	BB	SO	BA	OBP	SLG	OPS	TB	GDP	HBP	SH	SF
Audie Afenir	27	7	28	27	4	6	0	0	2	4	0	0	1	7	.222	.250	.444	.694	12	0	0	0	
Ryan Brett#	27	63	274	249	37	64	13	0	8	28	7	2	15	39	.257	.311	.406	.717	101	5	4	1	
Grant Buck*	25	60	246	218	38	61	16	2	1	32	0	0	23	64	.280	.362	.385	.747	84	5	0	0	
Hunter Clanin	23	69	273	247	38	56	6	3	12	42	6	5	19	74	.227	.286	.421	.707	104	3	0	4	
Joshua Fonseca	22	3	8	8	0	2	0	0	0	0	0	1	0	6	.250	.250	.250	.500	2	0	0	0	
Michael Gunn*	26	16	4	3	0	0	0	0	0	0	0	0	1	3	.000	.250	.000	.250	0	0	0	0	
KC Huth	26	83	305	272	44	75	14	1	6	43	8	6	17	64	.276	.339	.401	.740	109	10	4	2	
Kenny Meimerstorf	24	43	154	130	16	30	5	0	3	20	0	1	21	33	.231	.351	.338	.689	44	3	0	0	
Zach Nehrir	26	97	441	382	71	109	34	4	12	60	13	7	45	102	.285	.364	.490	.853	187	5	4	5	
John Nester	30	85	365	321	55	89	23	1	16	63	0	0	31	80	.277	.342	.505	.847	162	5	0		
Steve Nyisztor	28	1	4	4	0	1	0	0	0	0	0	0	0	1	.250	.250	.250	.500	1	0	0	0	
Jared Reaves	28	8	31	26	4	8	3	0	0	1	0	0	5	3	.308	.419	.423	.842	11	0	0	0	
Angel Reyes	24	40	191	160	35	49	11	0	8	33	11	1	28	26	.306	.416	.525	.941	84	2	1	0	
Daniel Robertson	33	72	352	289	73	98	19	1	6	53	21	7	42	38	.339	.444	.474	.918	137	16	1	4	
Jonathan Rodriguez	29	25	108	94	14	27	8	0	2	14	1	0	11	24	.287	.361	.436	.797	41	1	0	2	
Angel Rosa	26	34	141	128	20	29	6	0	3	13	3	1	10	34	.227	.298	.344	.642	44	3	0	0	
Nick Rotola	25	67	274	249	47	66	5	6	1	30	19	4	18	68	.265	.321	.345	.666	86	3	3	1	
Bryan Saucedo	25	12	1	1	0	0	0	0	0	0	0	0	0	0	.000	.000	.000	.000	0	0	0	0	
Levi Scott	26	4	18	18	1	2	0	0	1	3	0	0	0	8	.111	.111	.278	.389	5	0	0	0	
Chase Simpson#	27	98	451	364	64	99	32	2	20	93	8	1	72	99	.272	.390	.536	.926	195	5	0	10	
Logan Trowbridge	25	72	266	220	33	57	7	3	0	25	7	2	35	43	.259	.380	.318	.698	70	8	3	0	
21 Players	26.6	100	3935	3410	594	928	202	23	101	557	104	38	394	816	.272	.357	.434	.790	1479	74	20	37	





## Cleburne Railroaders 2019 Pitching Stats

Name	Age	W	L	W-L%	ERA	G	GS	GF	CG	SHO	SV	IP	H	R	ER	HR	BB	IBB	SO	HBP	BK	WP	BF	WHIP	H9	HR9	BB9	SO9	SO/W
Garrett Alexander	23	0		0	7.71	5	0	0	0	0	0	7.0	10	6	6	2	4	0	8	0	0	2	34	2.000	12.9	2.6	5.1	10.3	2.00
Edward Cruz	28	0	3	.000	3.86	19	0	6	0	0	1	21.0	15	10	9	2	20	0	30	2	1	3	94	1.667	6.4	0.9	8.6	12.9	1.50
Conner Dotson	23	0		0	0.00	1	0	1	0	0	0	1.0	0	0	0	0	1	0	0	0	0	0	3	1.000	0.0	0.0	9.0	0.0	0.00
Greyfer Eregua	25	3	2	.600	5.80	9	5	0	0	0	0	35.2	46	26	23	6	6	0	26	0	0	0	157	1.458	11.6	1.5	1.5	6.6	4.33
Martire Garcia*	29	2	2	.500	3.68	27	0	4	0	0	2	36.2	26	20	15	1	28	1	47	1	1	3	163	1.473	6.4	0.2	6.9	11.5	1.68
Charlie Gillies	28	6	7	.462	3.54	18	18	0	1	0	0	109.1	118	60	43	10	25	0	89	4	0	15	471	1.308	9.7	0.8	2.1	7.3	3.56
Michael Gunn*	26	5	0	1.000	3.12	15	15	0	0	0	0	78.0	67	36	27	5	30	1	63	2	0	9	334	1.244	7.7	0.6	3.5	7.3	2.10
Daniel Hurtado	26	1	0	1.000	3.48	17	0	4	0	0	0	20.2	13	10	8	5	10	0	20	1	0	5	87	1.113	5.7	2.2	4.4	8.7	2.00
Eudis Idrogo*	24	9	5	.643	4.46	22	21	0	0	0	0	113.0	127	60	56	12	42	0	102	8	2	8	511	1.496	10.1	1.0	3.3	8.1	2.43
Stephen Johnson	28	8	3	.727	4.52	12	11	1	0	0	0	63.2	62	32	32	4	25	0	48	3	0	4	274	1.366	8.8	0.6	3.5	6.8	1.92
Nefi Ogando	30	4	5	.444	3.56	34	7	8	0	0	0	65.2	68	35	26	6	30	0	61	4	0	6	288	1.492	9.3	0.8	4.1	8.4	2.03
Braden Pearson*	23	3	3	.500	5.14	45	0	10	0	0	0	42.0	50	28	24	5	10	0	33	2	1	1	186	1.429	10.7	1.1	2.1	7.1	3.30
Bubby Rossman	27	1	0	1.000	5.40	6	0	0	0	0	0	6.2	7	4	4	1	8	0	10	0	0	1	35	2.250	9.5	1.4	10.8	13.5	1.25
Jesus Sanchez	31	10	4	.714	3.31	21	20	0	1	1	0	127.2	140	56	47	10	15	0	78	6	2	6	532	1.214	9.9	0.7	1.1	5.5	5.20
Bryan Saucedo	25	2	2	.500	3.97	12	3	6	0	0	0	22.2	25	11	10	3	17	0	21	2	0	1	108	1.853	9.9	1.2	6.8	8.3	1.24
D.J. Sharabi	27	0	2	.000	4.17	30	0	9	0	0	1	41.0	40	19	19	1	13	0	44	5	0	4	177	1.293	8.8	0.2	2.9	9.7	3.38
Hayden Shenefield	24	0	2	.000	7.50	12	0	3	0	0	0	12.0	16	11	10	0	6	0	10	0	0	1	56	1.833	12.0	0.0	4.5	7.5	1.67
John Shull	23	0		0	2.38	8	0	1	0	0	0	11.1	12	5	3	1	2	0	9	0	0	0	48	1.235	9.5	0.8	1.6	7.1	4.50
Jeremy Smith	25	0		0	0.00	4	0	1	0	0	0	3.1	2	1	0	0	3	0	4	0	0	1	16	1.500	5.4	0.0	8.1	10.8	.33
Logan Trowbridge	25	0		0	0.00	2	0	1	0	0	0	2.0	2	0	0	0	0	0	0	0	0	0	8	1.000	9.0	0.0	0.0		0.0
Cody White	24	0		0	6.35	4	0	1	0	0	0	5.2	7	4	4	3	2	0	2	0	0	1	25	1.588	11.1	4.8	3.2	3.2	1.00
Jared Wilson	29	0	1	.000	5.11	10	0	2	0	0	0	12.1	6	7	7	0	13	0	12	2	0	3	57	1.541	4.4	0.0	9.5	8.8	0.92
Tyler Wilson	29	3	2	.600	1.71	41	0	38	0	0	24	42.0	33	9	8	2	17	1	59	4	0	2	178	1.190	7.1	0.4	3.6	12.6	3.47
23 Players	27.1	57	43	.570	3.90	100	100	98	2	8	28	880.1	892	450	381	79	327	3	776	46	7	76	3842	1.385	9.1	0.8	3.3	7.9	2.37



# Fargo-Moorhead RedHawks

Owner: Fargo Baseball, LLC

Years in American Association: 2011 - Present

Media Contact: Chad Ekren    cekren@fmredhawks.com

## General Info.

Address: 1515 15th Ave. N., Fargo, ND 58102

Phone: (701) 235-6161

Website: www.fmredhawks.com

## Front Office

Chairman: Bruce Thom

General Manager: Matt Rau

Director of Communications: Chad Ekren

Director of Stadium Operations: Tom Drietz

Radio Broadcaster: Jack Michaels

Twitter: @FMRedHawks

Facebook: /FMRedHawks

Instagram: @fmredhawks

President & Chief Executive Officer: Brad Thom

Vice President, Finance: Rick Larson

Assistant General Manager: Karl Hoium

Director of Merchandise/Community Relations: Ashley McCoy

Director of Group Sales: Cole Milberger

## Field Staff

Manager: Chris Coste

Hitting Coach: Anthony Renz

Player Personnel Consultant: Jeff Bittiger

Bullpen Coach: Robbie Lopez

Clubhouse Manager: Chris "Bambino" Krick

## Stadium Information

Ballpark: Newman Outdoor Field

Year Built: 1996

Stadium Dimensions: LF-314, CF-408, RF-318

Capacity: 4,172

### All-time AA record - 10 seasons, 509-450, .531 winning pct.

Opponent	Record	Pct.	Opponent	Record	Pct.	Opponent	Record	Pct.
Amarillo	7-5	.583	Lincoln	46-27	.630	Salina	3-0	1.000
Chicago	18-15	.546	Milwaukee	10-3	.769	Sioux City	47-34	.580
Cleburne	11-7	.611	Newark	3-0	1.000	Sioux Falls	73-42	.635
El Paso	5-2	.714	New Jersey	7-5	.583	Texas/G.P.	20-9	.670
Gary	42-52	.447	Ottawa	2-1	.667	Trois-Rivieres	3-3	.500
Joplin	2-5	.286	Quebec	1-2	.333	Wichita	17-30	.362
Kansas City	41-30	.578	Rockland	8-8	.500	Winnipeg	78-77	.503
Laredo	7-15	.318	St. Paul	51-70	.422			

**Most wins vs. opponent, season:** 12, vs. Winnipeg, 2012.

**Most losses vs. opponent, season:** 13, vs. Winnipeg, 2011 and Winnipeg, 2020.

**Highest winning % vs. opp't, season (min. 7 games):** 1.000 vs. LIN (9-0), 2012 and SF (7-0), 2019.

**Lowest winning % vs. opponent, season (min. 7 games):** .000 (0-7), Laredo, 2013.





## Fargo-Moorhead Redhawks 2020 Batting Stats

Name	Age	G	PA	AB	R	H	2B	3B	HR	RBI	SB	CS	BB	SO	BA	OBP	SLG	OPS	TB	GDP	HBP	SH	SF
Forrestt Allday*	29	32	144	126	27	39	2	0	8	19	0	0	12	20	.310	.392	.516	.907	65	5	1	0	
Alex Boxwell*	24	34	125	118	17	29	8	0	4	10	3	2	4	35	.246	.282	.415	.698	49	2	1	0	
Alex Crosby*	26	8	29	27	3	5	2	0	0	1	0	0	2	4	.185	.241	.259	.501	7	0	0	0	
Cito Culver	27	10	35	31	3	8	4	0	0	5	0	0	4	11	.258	.343	.387	.730	12	0	0	0	
Sam Dexter	26	22	88	81	11	25	9	0	2	13	0	1	4	13	.309	.349	.494	.843	40	1	2	0	
Blake Grant-Parks	26	15	47	41	2	10	0	0	2	6	0	0	4	6	.244	.340	.390	.731	16	2	0	0	
Trey Hair*	25	38	152	138	16	35	10	0	2	16	4	2	9	28	.254	.311	.370	.681	51	3	1	1	
Bret Helton	26	18	1	1	1	1	0	0	0	0	0	0	0	0	1.000	1.000	1.000	2.000	1	0	0	0	
Christian Ibarra	27	58	230	194	22	52	9	2	3	25	2	2	28	39	.268	.370	.381	.751	74	5	0	3	
Brent Jones	27	17	1	1	1	0	0	0	0	0	0	0	0	1	.000	.000	.000	.000	0	0	0	0	
Nick Kahle	22	21	61	56	6	13	3	0	1	2	0	1	4	16	.232	.279	.339	.618	19	0	0	1	
Dylan Kelly*	29	40	148	140	15	47	7	0	5	21	1	3	5	18	.336	.361	.493	.853	69	1	1	1	
Brennan Metzger	30	60	281	226	43	57	12	2	5	19	3	4	44	59	.252	.385	.389	.774	88	6	3	2	
Jordan Patterson*	28	13	43	41	2	5	1	1	0	0	0	0	0	11	.122	.163	.195	.358	8	2	0	0	
Leobaldo Pina	26	60	253	236	23	65	6	0	6	32	3	3	13	46	.275	.316	.377	.693	89	2	0	2	
Dario Pizzano*	29	30	128	112	15	32	8	0	1	15	0	0	15	15	.286	.375	.384	.759	43	1	0	0	
Correlle Prime	26	60	266	248	37	83	8	1	4	31	7	0	12	42	.335	.361	.423	.784	105	1	0	5	
Drew Ward*	25	58	246	218	42	73	14	0	17	45	1	0	23	63	.335	.407	.633	1.040	138	4	0	1	
18 Players	26.7	60	2278	2035	286	579	103	6	60	260	24	18	183	427	.285	.351	.429	.781	874	35	9	16	





## Fargo-Moorhead Redhawks 2020 Pitching Stats

Name	Age	W	L	W-L%	ERA	G	GS	GF	CG	SHO	SV	IP	H	R	ER	HR	BB	IBB	SO	HBP	BK	WP	BF	WHIP	H9	HR9	BB9	SO9	SO/W
John Anderson*	31	2	2	.500	2.87	10	7	1	1	0	0	53.1	53	22	17	2	14	1	49	2	0	5	224	1.256	8.9	0.3	2.4	8.3	3.50
Dustin Beggs	27	0	2	.000	9.28	2	2	0	0	0	0	10.2	16	13	11	2	7	0	5	1	0	0	52	2.156	13.5	1.7	5.9	4.2	0.71
Jake Cosart	26	0	0	0	5.63	8	0	2	0	0	0	8.0	12	5	5	0	7	0	10	2	0	2	43	2.375	13.5	0.0	7.9	11.3	1.43
Cale Coshow	27	0	1	.000	11.25	5	3	0	0	0	0	4.0	6	6	5	1	2	0	2	0	0	1	20	2.000	13.5	2.3	4.5	4.5	1.00
Ryan Flores	27	0	2	.000	4.50	16	0	8	0	0	0	26.0	19	16	13	1	21	2	34	1	0	0	117	1.538	6.6	0.3	7.3	11.8	1.62
Bradin Hagens	31	4	3	.571	3.43	12	11	0	0	0	0	60.1	48	27	23	6	22	0	64	1	0	1	245	1.160	7.2	0.9	3.3	9.5	2.91
Bret Helton	26	4	3	.571	3.46	17	3	5	0	0	1	39.0	33	21	15	7	19	1	32	3	1	0	171	1.333	7.6	1.6	4.4	7.4	1.68
Christian Ibarra	27	0	0	0	0.00	1	0	0	0	0	0	0.2	1	0	0	0	2	0	1	0	0	0	5	4.500	13.5	0.0	27.0	13.5	0.50
Brent Jones	27	1	1	.500	2.66	16	1	6	0	0	0	23.2	27	11	7	0	14	0	21	1	0	2	112	1.732	10.3	0.0	5.3	8.0	1.50
Tanner Kiest	25	0	0	0	20.77	5	0	1	0	0	0	4.1	9	12	10	0	9	0	4	0	0	4	32	4.154	18.7	0.0	18.7	8.3	0.44
Kevin McGovern*	31	1	1	.500	6.00	4	3	0	0	0	0	15.0	14	11	10	3	6	0	15	0	0	0	65	1.333	8.4	1.8	3.6	9.0	2.50
Mitchell Osnowitz	28	1	2	.333	8.64	17	0	15	0	0	9	16.2	19	17	16	2	8	0	20	1	0	1	75	1.620	10.3	1.1	4.3	10.8	2.50
Tyler Pike*	26	4	5	.444	3.88	12	12	0	0	0	0	69.2	76	38	30	5	31	0	87	1	0	7	314	1.536	9.8	0.6	4.0	11.2	2.81
Jackson Sigman	25	0	0	0	22.50	1	0	1	0	0	0	2.0	6	5	5	2	1	0	4	0	0	0	13	3.500	27.0	9.0	4.5	18.0	4.00
Ben Strahm	23	0	0	0	21.60	1	0	1	0	0	0	1.2	2	4	4	1	3	0	1	1	0	2	11	3.000	10.8	5.4	16.2	5.4	0.33
Ryan Thurston*	25	1	2	.333	5.68	16	1	4	0	0	0	19.0	25	14	12	1	8	0	29	0	1	1	91	1.737	11.8	0.5	3.8	13.7	3.63
Matt Tomshaw*	31	5	3	.625	2.69	12	11	0	3	0	0	80.1	69	27	24	6	15	0	62	1	0	2	321	1.046	7.7	0.7	1.7	6.9	4.13
Ryan Williams	28	4	3	.571	3.92	12	6	3	0	0	1	64.1	58	30	28	3	12	0	35	2	0	1	259	1.088	8.1	0.4	1.7	4.9	2.92
Tyler Wilson	30	1	2	.333	4.61	15	0	9	0	0	2	13.2	8	7	7	2	9	0	16	1	0	1	57	1.244	5.3	1.3	5.9	10.5	1.78
19 Players	28.1	28	32	.467	4.25	60	60	56	4	1	13	512.1	501	286	242	44	210	4	491	18	2	30	2227	1.388	8.8	0.8	3.7	8.6	2.34





## Kane County Cougars

Owner: John Ehlert

Years in American Association: 2011 - Present Media

Contact: Dan Vaughan [dvaughan@tbonesbaseball.com](mailto:dvaughan@tbonesbaseball.com)

### General Info.

Address: 34002 Cherry Lane Geneva, IL 60134 Phone:  
(630) 232-8811

Website: [www.kanecountycougar.com](http://www.kanecountycougar.com)

Twitter: @tbonesbaseball

Facebook: /tbonesbaseball

Instagram: @tbonesbaseball

### Front Office

Chairman/CEO/President: Dr. Bob Froehlich

General Manager/ Vice President: Curtis Haug

Director of Broadcasting/Media Relations: Dan Vaughan

Promotions Director/ Public & Community Relations Coordinator: Claire Jacobi

Video Director: Andy Cozzi

Radio Broadcaster: Joe Brand

Senior Director, Stadium Operations: Mike Klafehn

Director of Maintenance: Jeff Snyder

Senior Director, Finance and Administration: Douglas Czurylo

Senior Director, Ticketing: R. Michael Patterson

Director, Ticket Services/Community Relations: Amy Mason

Ticket Operations Coordinator: Jeff Weaver

Director of Food and Beverage: Doug Clements

Head Groundskeeper: Sean Ehlert

Director of Security: Dan Klinkhamer

### Field Staff

Manager/Director of Baseball Operations: Joe Calfapietra

Third Base/Hitting Coach: Bill Sobbe

First Base Coach: Frank White

Equipment Manager/Assistant Coach: John West

Team Physician: Dr. James Sostak

### Stadium Information

Ballpark: Northwestern Medicine Field

Year Built: 2003

Stadium Dimensions: LF-335, CF-400, RF-335

Capacity: 10,923





## Kane County Cougars 2019 Batting Stats

Name	Age	G	PA	AB	R	H	2B	3B	HR	RBI	SB	CS	BB	SO	BA	OBP	SLG	OPS	TB	GDP	HBP	SH	SF
Blaze Alexander	20	97	406	343	56	90	12	4	7	47	14	4	42	89	.262	.355	.382	.737	131	7	12	0	9
Zach Almond	23	91	368	313	35	68	17	0	5	44	3	1	43	93	.217	.308	.319	.627	100	3	2	1	9
Nick Dalesandro	22	18	74	64	9	20	0	0	0	6	2	0	9	15	.313	.405	.313	.718	20	0	1	0	0
Eduardo Diaz	21	72	324	286	48	81	15	3	7	31	13	4	26	57	.283	.355	.430	.785	123	5	8	0	4
Dominic Fletcher*	21	55	239	214	33	68	14	1	5	28	1	1	22	50	.318	.389	.463	.852	99	7	3	0	0
David Garza	24	29	118	102	7	18	5	0	0	8	1	0	8	28	.176	.274	.225	.499	23	2	6	1	1
Michel Gelabert*	22	10	1	1	0	0	0	0	0	0	0	0	0	1	.000	.000	.000	.000	0	0	0	0	0
Joe Gillette	23	20	77	63	7	14	2	0	3	7	4	0	12	30	.222	.364	.397	.760	25	1	2	0	0
Eddie Hernandez#	20	71	295	267	29	58	13	3	1	28	2	2	23	77	.217	.282	.300	.582	80	5	2	1	2
Jose Herrera#	22	51	208	169	23	47	13	1	4	28	2	1	35	33	.278	.394	.438	.832	74	6	0	0	4
Tra Holmes	22	118	477	419	61	94	15	3	3	37	18	7	37	122	.224	.312	.296	.608	124	6	17	2	2
Ryan January*	22	3	12	11	4	3	0	0	0	0	0	0	1	3	.273	.333	.273	.606	3	0	0	0	0
Buddy Kennedy	20	101	438	385	50	101	18	4	7	49	4	4	47	81	.262	.342	.384	.727	148	9	2	0	4
Alex King	23	14	56	45	11	12	2	0	3	12	0	0	6	18	.267	.375	.511	.886	23	0	3	0	2
Steven Leyton	20	33	117	107	10	17	3	0	0	4	1	3	3	19	.159	.217	.187	.404	20	3	5	2	0
Keshawn Lynch	22	75	293	237	31	53	9	1	0	22	2	3	44	81	.224	.352	.270	.622	64	7	5	3	4
Geraldo Perdomo#	19	90	385	314	48	84	16	3	2	36	20	8	56	56	.268	.394	.357	.751	112	5	11	2	2
Jorge Perez*	21	19	72	70	9	17	1	1	2	7	0	0	2	13	.243	.264	.371	.635	26	0	0	0	0
Kristian Robinson	18	25	102	92	14	20	3	1	5	16	3	2	8	30	.217	.294	.435	.729	40	1	2	0	0
Joey Rose	21	48	193	176	16	35	10	0	2	20	1	0	13	48	.199	.259	.290	.549	51	3	2	0	2
Zack Shannon	23	94	381	333	39	84	18	0	12	60	4	0	41	94	.252	.339	.414	.753	138	9	4	0	3
Tim Susnara*	23	13	52	44	8	7	0	0	0	4	0	0	7	12	.159	.269	.159	.428	7	1	0	0	1
Alek Thomas*	19	91	402	353	63	110	21	7	8	48	11	6	43	72	.312	.393	.479	.872	169	7	5	0	1
L.T. Tolbert*	23	10	38	32	6	10	1	0	2	11	1	0	5	6	.313	.395	.531	.926	17	2	0	0	1
Daniel Wasinger#	23	7	30	26	1	3	1	0	0	1	0	0	3	7	.115	.233	.154	.387	4	1	1	0	0
Andy Yerzy*	20	33	136	125	8	13	5	0	0	5	0	0	9	39	.104	.176	.144	.320	18	4	2	0	0
26 Players	21.0	139	5294	4591	626	1127	214	32	78	559	107	46	545	1174	.245	.335	.357	.692	1639	94	95	12	51







## Kansas City Monarchs

Owner: John Ehlert

Years in American Association: 2011 - Present Media Contact:  
Dan Vaughan dvaughan@monarchsbaseball.com

### General Info.

Address: 1800 Village West Parkway, Kansas City, KS 66111  
Phone: (913) 328-5618  
Website: www.tbonesbaseball.com

Twitter: @tbonesbaseball  
Facebook: /tbonesbaseball  
Instagram: @tbonesbaseball

### Front Office

Owner: Mark Brandmeyer  
Partner/ CEO: Mark McKee  
President/General Manager: Jay S. Hinrichs  
Manager of Broadcasting: Dan Vaughan  
Manager of Production/Marketing: Morgan Kolenda  
Merchandise Managers: Pat Bachofer, Lance Chandler  
V.P. of Stadium Operations: Paul Wagner

V.P. of Sales: Jeff Foster  
V.P. of Hospitality: Jim Cundiff  
Manager of Diversity and Inclusion: Jesse Pedraza  
Manager of Tickets/Group Sales: Nick Restivo  
Manager of Special Events: Suzi Hallas  
Senior Sales Reps: Eli Needle, Griffin Brandmeyer  
Grounds/Landscaping: Tyler Stetler

### Field Staff

Manager/Director of Baseball Operations: Joe Calfapietra  
Third Base/Hitting Coach: Bill Sobbe  
First Base Coach: Frank White  
Pitching Coach: Mark Henneman

### Stadium Information

Ballpark: Legends Field  
Year Built: 2003  
Stadium Dimensions: LF-300, CF-396, RF-328  
Capacity: 6,537

### All-time AA record - 9 seasons, 455-443, .507 winning pct.

Opponent	Record	Pct.	Opponent	Record	Pct.	Opponent	Record	Pct.
Amarillo	23-17	.575	Laredo	21-31	.404	Salina	6-1	.857
Chicago	9-4	.692	Lincoln	53-42	.558	Sioux City	43-48	.473
Cleburne	22-7	.759	Milwaukee	2-5	.286	Sioux Falls	36-21	.632
El Paso	11-6	.647	Newark	3-3	.500	Texas/G.P.	49-29	.628
Fargo	30-41	.423	New Jersey	3-4	.429	Trois-Rivieres	2-1	.667
Fort Worth	1-2	.333	Quebec	1-2	.333	Wichita	34-50	.405
Gary	38-54	.413	Rockland	6-3	.667	Winnipeg	23-29	.442
Joplin	10-10	.500	St. Paul	28-33	.459	Worcester	2-1	.667

**Most wins vs. opponent, season:** 14, vs. Texas, 2019.

**Most losses vs. opponent, season:** 11, vs. Gary SouthShore, 2013.

**Highest winning % vs. opponent, season (min. 7 games):** .933 (14-1), Texas, 2019.

**Lowest winning % vs. opponent, season (min. 7 games):** .091 (1-10), Wichita, 2013.





# Kansas City Monarchs 2019 Batting Stats

Name	Age	G	PA	AB	R	H	2B	3B	HR	RBI	SB	CS	BB	SO	BA	OBP	SLG	OPS	TB	GDP	HBP	SH	SF
Forrestt Allday*	28	23	79	62	7	18	4	0	1	11	1	0	15	12	.290	.443	.403	.846	25	2	0	0	
Will Baker	22	6	14	13	0	1	0	0	0	1	0	0	1	3	.077	.143	.077	.220	1	0	0	0	
Austin Biggar	22	4	11	9	2	2	0	0	1	3	0	0	0	3	.222	.364	.556	.919	5	2	0	0	
Ryan Brett#	27	23	92	84	17	20	6	0	2	5	2	1	3	25	.238	.297	.381	.678	32	4	1	0	
Omar Carrizales*	24	14	59	56	9	15	1	0	2	8	2	0	3	20	.268	.305	.393	.698	22	0	0	0	
Chris Colabello	35	56	251	221	34	65	4	1	9	34	1	1	27	52	.294	.375	.443	.818	98	2	0	1	
Christian Correa	26	57	231	197	19	49	7	0	4	33	1	0	19	39	.249	.327	.345	.673	68	6	5	4	
Mason Davis#	26	59	250	220	31	68	8	1	2	20	19	0	23	30	.309	.374	.382	.756	84	1	4	2	
Carlos Franco*	27	19	78	70	11	20	3	0	1	8	1	0	8	16	.286	.359	.371	.730	26	0	0	0	
Jordan George#	26	1	5	5	0	2	0	0	0	0	0	0	0	1	.400	.400	.400	.800	2	0	0	0	
Casey Gillaspie#	26	98	418	358	52	92	26	0	14	69	4	1	52	109	.257	.352	.447	.799	160	3	0	5	
Stewart Ijames*	30	11	55	54	11	16	1	1	2	6	0	0	1	11	.296	.309	.463	.772	25	0	0	0	
Tyler Marincov	27	19	80	72	10	17	4	0	3	11	1	0	7	21	.236	.313	.417	.729	30	1	0	0	
Danny Mars#	25	79	357	332	39	93	13	1	4	35	14	5	24	43	.280	.328	.361	.689	120	0	0	1	
Jose Mesa Jr.	25	12	1	1	0	0	0	0	0	0	0	0	0	0	.000	.000	.000	.000	0	0	0	0	
Roy Morales	24	60	242	216	37	67	12	0	3	25	2	0	22	34	.310	.378	.407	.785	88	2	1	1	
Daniel Nava#	36	71	322	274	39	79	16	0	7	46	2	0	40	33	.288	.379	.423	.802	116	3	0	5	
Shawn OMalley#	31	83	343	303	52	93	18	2	5	40	10	1	28	63	.307	.378	.429	.807	130	8	2	2	
Mikey Reynolds	28	18	65	57	7	12	1	1	0	5	3	1	4	12	.211	.266	.263	.529	15	1	1	2	
Daniel Robertson	33	13	46	36	3	9	2	0	1	4	0	0	9	9	.250	.400	.389	.789	14	0	1	0	
Ramsey Romano	24	78	277	260	28	71	15	2	3	34	7	1	10	63	.273	.307	.381	.687	99	3	3	1	
Taylor Sparks	26	22	92	86	9	12	4	0	2	10	0	0	3	36	.140	.196	.256	.451	22	3	0	0	
Darnell Sweeney#	28	23	100	80	15	23	8	0	4	9	6	1	17	28	.288	.430	.538	.968	43	3	0	0	
Dylan Tice#	26	87	411	358	64	113	14	3	4	38	20	1	37	53	.316	.389	.405	.794	145	7	7	2	
24 Players	27.7	100	3879	3424	496	957	167	12	74	455	96	13	353	716	.279	.353	.400	.753	1370	51	25	26	







## Lincoln Saltdogs

Owner: Jim Abel

Years in American Association: 2006 - Present Media

Contact: Michael Dixon [michaeld@saltdogs.com](mailto:michaeld@saltdogs.com)

### General Info.

Address: 403 Line Drive Circle, Ste. A, Lincoln, NE 68508

Phone: (402) 474-2255

Website: [www.saltdogs.com](http://www.saltdogs.com)

### Front Office

Chairman: Jim Abel

Director of Stadium Operations: Dave Aschwege

Assistant Director of Stadium Operations: Dan Busch

Ticket Sales Manager: Colter Clarke

Director of Broadcasting/Communications: Michael Dixon

Public Address Announcer: Heath Kramer

Office Manager: Kaydra Brodine

Twitter: @saltdogsball

Facebook: /saltdogs

Instagram: @saltdogsball

President/General Manager: Charlie Meyer

Director of Sales: Steve Zoucha

Group Sales Executive: Daniel Thomas

Director of Operations, Concessions: Steve Deriese

Director of Kitchen Operatoins: Katie Wilkinson

Public Address Announcer: Heath Kramer

Broadcast Team: Jeff Briden, Jake Bockhoven, Ryan Swanigan, Danny Burke

### Field Staff

Manager: Brett Jodie

Hitting Coach: Tommy Gregg

Medical Director: Douglas P. Tewes, M.D.

Pitching Coach: Dan Reichert

Athletic Trainer: Nick Svoboda, Corey Courtney

### Stadium Information

Ballpark: Haymarket Park

Year Built: 2001

Stadium Dimensions: LF-335, CF-403, RF-325

Capacity: 4,500



#### **All-time AA record - 14 seasons, 702-670, .512 winning pct.**

Opponent	Record	Pct.	Opponent	Record	Pct.	Opponent	Record	Pct.
Amarillo	14-12	.539	Kansas City	42-53	.442	St. Paul	87-69	.558
Chicago	5-3	.625	Laredo	14-14	.500	Shreveport	16-12	.571
Cleburne	21-19	.525	Milwaukee	2-4	.333	Sioux City	90-103	.466
Coastal Bend	2-2	.500	Newark	2-1	.667	Sioux Falls	92-72	.561
El Paso	36-14	.720	New Jersey	4-2	.667	Texas/G.P.	46-41	.529
Fargo	27-46	.370	Pensacola	14-8	.636	Trois-Rivieres	3-3	.527
Fort Worth	17-11	.607	Quebec	1-3	.250	Wichita	58-56	.509
Gary	38-44	.463	Rockland	5-7	.417	Winnipeg	29-43	.403
Joplin	10-11	.476	St. Joe	21-16	.568			

**Most wins vs. opponent, season:** 16, vs. Sioux Falls, 2006.

**Most losses vs. opponent, season:** 15, vs. Sioux Falls, 2010.

**Highest winning % vs. opponent, season (min. 7 games):** .875 (7-1), vs. Joplin, 2016.

**Lowest winning % vs. opp't., season (min. 7 games):** .000, vs. FM '12 (0-9) and SC '15 (0-13).



## Lincoln Saltdogs 2019 Batting Stats

Name	Age	G	PA	AB	R	H	2B	3B	HR	RBI	SB	CS	BB	SO	BA	OBP	SLG	OPS	TB	GDP	HBP	SH	SF
Forrestt Allday*	28	39	175	148	26	46	4	0	1	9	3	0	20	27	.311	.405	.358	.763	53	4	2	1	
Colton Burns*	23	17	49	47	4	5	2	1	0	3	1	0	2	20	.106	.143	.191	.334	9	0	0	0	
D.K. Carey	27	2	7	7	0	0	0	0	0	0	0	0	0	6	.000	.000	.000	.000	0	0	0	0	
DonAndre Clark#	26	16	61	56	3	12	5	0	0	0	3	1	5	12	.214	.279	.304	.582	17	0	0	0	
Nick Crouse	27	4	11	11	0	1	0	0	0	0	0	0	0	3	.091	.091	.091	.182	1	0	0	0	
Noah Cummings	24	7	24	20	2	3	0	0	0	3	0	1	3	6	.150	.250	.150	.400	3	0	0	1	
Auggie Francis	23	13	38	35	2	7	2	0	0	3	0	0	3	17	.200	.263	.257	.520	9	0	0	0	
Alex Glenn*	28	7	28	23	2	2	0	1	0	0	0	1	4	11	.087	.222	.174	.396	4	0	1	0	
Daniel Herrera#	23	70	241	216	17	45	10	1	3	19	0	0	16	61	.208	.285	.306	.590	66	7	2	0	
Christian Ibarra	26	90	405	335	58	85	11	1	16	43	2	0	62	74	.254	.380	.436	.816	146	7	0	1	
Kyle Kinman*	28	23	16	15	2	1	0	0	0	1	0	0	1	7	.067	.125	.067	.192	1	0	0	0	
Joe Lytle*	23	17	45	37	6	9	1	1	0	1	0	0	7	6	.243	.364	.324	.688	12	0	1	0	
Ivan Marin	30	93	358	294	35	68	3	1	2	23	4	2	46	46	.231	.341	.269	.610	79	4	12	2	
Teodoro Martinez	27	21	89	81	3	21	1	0	0	5	3	1	5	14	.259	.315	.272	.586	22	2	0	1	
Shairon Martis	32	23	1	1	0	0	0	0	0	1	0	0	0	0	.000	.000	.000	.000	0	0	0	0	
Josh Mazzola	33	52	212	198	21	52	7	0	5	24	5	3	9	42	.263	.292	.374	.666	74	1	0	4	
Tyler Moore*	25	87	345	313	38	76	15	0	7	40	1	0	26	78	.243	.296	.358	.653	112	0	0	6	
Josh Norwood*	25	10	0	0	1	0	0	0	0	0	0	0	0					0	0	0	0	0	
Randolph Oduber	30	79	340	317	39	90	13	0	9	41	4	1	12	78	.284	.329	.410	.740	130	10	0	1	
2Steve Pascual	25	21	55	51	2	4	0	0	0	0	0	1	2	21	.078	.113	.078	.192	4	0	2	0	
Tyler Pfeffer*	26	4	17	12	1	1	0	0	0	2	0	0	5	5	.083	.353	.083	.436	1	0	0	0	
Cody Regis*	28	98	420	367	48	87	13	1	16	56	3	1	48	110	.237	.324	.409	.733	150	1	0	4	
John Sansone	25	47	195	178	18	40	13	1	6	18	4	1	13	55	.225	.289	.410	.699	73	3	1	0	
Nick Schulz	28	57	220	187	16	42	12	0	6	20	1	3	28	65	.225	.336	.385	.721	72	4	0	1	
Curt Smith	32	95	410	368	55	106	23	0	14	58	2	2	30	73	.288	.344	.465	.809	171	5	0	7	
25 Players	27.8	99	3762	3317	399	803	135	8	85	370	36	18	347	837	.242	.320	.364	.685	1209	48	21	29	







## Lincoln Saltdogs 2019 Pitching Stats

Name	Age	W	L	W-L%	ERA	G	GS	GF	CG	SHO	SV	IP	H	R	ER	HR	BB	IBB	SO	HBP	BK	WP	BF	WHIP	H9	HR9	BB9	SO9	SO/W
Tyler Anderson*	26	3	1	.750	4.89	30	3	10	0	0	0	49.2	60	32	27	1	27	4	31	3	1	4	236	1.752	10.9	0.2	4.9	5.6	1.15
Colby Blueberg	26	0		0	9.00	3	0	2	0	0	2	3.0	4	3	3	0	3	1	2	1	1	1	16	2.333	12.0	0.0	9.0	6.0	0.67
Austin Boyle	27	4	2	.667	1.88	40	0	16	0	0	2	48.0	30	10	10	2	25	2	65	2	0	1	197	1.146	5.6	0.4	4.7	12.2	2.60
John Brownell	36	8	5	.615	3.70	19	18	0	2	1	0	121.2	117	51	50	10	34	0	90	5	0	5	505	1.241	8.7	0.7	2.5	6.7	2.65
Vicente Campos	26	0		0	27.00	1	0	0	0	0	0	1.0	2	3	3	1	1	0	1	0	0	1	6	3.000	18.0	9.0	9.0	9.0	1.00
Tyson Cronin	22	0	2	.000	6.84	8	5	0	0	0	0	25.0	34	23	19	7	9	1	16	5	0	1	121	1.720	12.2	2.5	3.2	5.8	1.78
Luis Diaz	27	0		0	0.00	2	0	0	0	0	0	1.2	2	0	0	0	0	0	1	0	0	0	6	1.200	10.8	0.0	0.0		5.4
Martire Garcia*	29	2	1	.667	2.70	18	0	5	0	0	0	16.2	14	5	5	1	7	1	14	0	0	1	72	1.260	7.6	0.5	3.8	7.6	2.00
Reese Gregory	25	1	0	1.000	1.57	18	0	12	0	0	4	28.2	23	5	5	2	5	0	19	0	0	1	114	0.977	7.2	0.6	1.6	6.0	3.80
Tyler Herr	28	0		0	18.90	3	0	2	0	0	0	3.1	7	7	7	1	1	0	3	2	0	0	19	2.400	18.9	2.7	2.7	8.1	3.00
Spencer Herrmann*	25	2	4	.333	5.14	8	7	0	0	0	0	42.0	50	25	24	3	11	0	27	4	0	1	187	1.452	10.7	0.6	2.4	5.8	2.45
Jake Hohensee	25	4	8	.333	4.68	31	9	15	0	0	1	84.2	89	48	44	9	24	1	62	4	1	6	365	1.335	9.5	1.0	2.6	6.6	2.58
Christian Ibarra	26	0		0	0.00	1	0	0	0	0	0	1.0	1	0	0	0	0	0	2	0	0	0	4	1.000	9.0	0.0	0.0		18.0
Kyle Kinman*	28	1	4	.200	3.71	14	12	0	0	0	0	70.1	64	30	29	4	35	0	68	7	0	4	304	1.408	8.2	0.5	4.5	8.7	1.94
Ricky Knapp	27	4	10	.286	5.80	20	18	2	1	0	1	102.1	126	75	66	11	35	2	60	10	1	6	464	1.573	11.1	1.0	3.1	5.3	1.71
Evan Korson*	24	2	0	1.000	1.35	17	0	3	0	0	0	20.0	10	4	3	1	11	0	17	2	0	1	81	1.050	4.5	0.5	5.0	7.7	1.55
Shairon Martis	32	2	7	.222	6.44	22	9	7	0	0	2	65.2	70	49	47	11	29	2	38	4	1	5	286	1.508	9.6	1.5	4.0	5.2	1.31
Cameron McVey	30	0	4	.000	5.12	26	0	6	0	0	1	19.1	23	14	11	4	12	1	28	2	0	5	97	1.810	10.7	1.9	5.6	13.0	2.33
Josh Norwood*	25	0	1	.000	3.12	9	1	2	0	0	0	17.1	20	8	6	1	10	0	13	0	0	1	82	1.731	10.4	0.5	5.2	6.8	1.30
Jose Ortega	30	0		0	9.00	5	0	4	0	0	3	4.0	4	4	4	0	5	1	7	1	0	2	22	2.250	9.0	0.0	11.3	15.8	1.40
Austin Pettibone	26	1	4	.200	4.32	33	0	6	0	0	2	41.2	49	25	20	0	20	1	20	9	0	7	195	1.656	10.6	0.0	4.3	4.3	1.00
Nick Tepesch	30	6	4	.600	4.84	10	10	0	2	1	0	61.1	75	36	33	4	22	0	42	1	0	7	268	1.582	11.0	0.6	3.2	6.2	1.91
Brad Thoutt	24	0	2	.000	4.91	7	7	0	0	0	0	36.2	45	23	20	3	14	0	32	1	1	6	169	1.609	11.0	0.7	3.4	7.9	2.29
23 Players	27.7	40	59	.404	4.53	99	99	94	5	5	18	865.2	919	480	436	76	340	17	658	63	6	66	3818	1.454	9.6	0.8	3.5	6.8	1.94



# Milwaukee Milkmen

Owner: Milwaukee Milkmen

Years in American Association: 2019 - Present

Media Contact: Jim Rinelli [jimr@rocventures.com](mailto:jimr@rocventures.com)

## General Info.

Address: 7035 S. Ballpark Dr., Franklin, WI 53132

Phone: (414) 224-9283

Website: [www.milwaukeemilkmen.com](http://www.milwaukeemilkmen.com)

Twitter: @MKEMilkmen

Facebook: /MKEMilkmen

Instagram: @mkemilkmen

## Front Office

Owner: Mike Zimmerman

General Manager: Shawn Kison

Vice President of Ticket Sales/Service: Trish Rasberry

On Field Host/Director of Fun: Van "The Milkman" McNeil

Senior Sales Managers: Noelle Clarke, Samantha Ruekert

Sales Managers: Tyler Stowell, Joe Anderson, Hailey Lewan, Matt Marble

Chief Operating Officer: Dan Kuenzi

Vice President, Sales: Joe Zimmerman

Finance: Tom Johns

Administration: Mike Doyle

Director of Sales: Ryan Herbert

Sales Coordinator: Becca Franklin

Entertainment & Events: Jim Rinelli

## Field Staff

Manager: Anthony Barone

Hitting Coach: Matt Passerelle

Pitching Coach: Dan Runzler

## Stadium Information

Ballpark: Routine Field

Year Built: 2019

Stadium Dimensions: LF-330, CF-408, RF-330

Capacity: 4,000

### All-time AA record - 2 seasons, 72-88, .450 winning pct.

Opponent	Record	Pct.	Opponent	Record	Pct.	Opponent	Record	Pct.
Chicago	18-21	.462	Kansas City	5-2	.714	Sioux Falls	7-8	.467
Cleburne	2-4	.333	Lincoln	4-2	.667	Texas	3-3	.500
Fargo	9-13	.409	St. Paul	8-14	.365	Winnipeg	9-9	.500
Gary	4-9	.308	Sioux City	3-3	.500			

Most wins vs. opponent, season: 14, vs. Chicago, 2020.

Most losses vs. opponent, season: 11, vs. Chicago, 2019.

Highest winning % vs. opponent, season (min. 7 games): .714 (5-2), vs. Kansas City, 2019.

Lowest winning % vs. opp't., season (min. 7 games): .200 (2-8), vs. St. Paul, 2019.





## Milwaukee Milkmen 2020 Batting Stats

Name	Age	G	PA	AB	R	H	2B	3B	HR	RBI	SB	CS	BB	SO	BA	OBP	SLG	OPS	TB	GDP	HBP	SH	SF
Christ Conley*	25	15	42	36	4	12	1	0	0	3	0	1	3	10	.333	.405	.361	.766	13	2	0	1	
Christian Correa	27	49	178	161	14	34	5	0	4	20	0	0	11	33	.211	.270	.317	.586	51	3	0	3	
Mason Davis#	27	57	230	210	31	47	9	0	5	29	15	2	9	46	.224	.269	.338	.607	71	5	3	3	
Aaron Hill	25	36	120	96	18	19	3	0	3	11	8	1	24	42	.198	.358	.323	.681	31	0	0	0	
Zach Nehrir	27	59	229	209	23	41	5	0	3	19	8	2	15	65	.196	.259	.263	.522	55	3	1	1	
Jose Sermo#	29	39	159	142	17	28	7	0	5	13	0	1	16	55	.197	.283	.352	.635	50	1	0	0	
Chase Simpson#	28	5	17	16	1	5	1	0	0	0	0	0	1	1	.313	.353	.375	.728	6	0	0	0	
Dylan Tice#	27	60	252	222	29	55	14	2	4	24	9	2	22	48	.248	.325	.383	.708	85	4	3	1	
Logan Trowbridge	26	58	225	199	20	46	8	0	3	21	9	1	22	52	.231	.311	.317	.628	63	2	0	2	
Brett Vertigan*	29	60	273	229	31	67	11	0	1	16	10	3	33	39	.293	.381	.354	.734	81	2	5	4	
Adam Walker	28	57	241	220	42	59	7	1	22	50	3	1	16	75	.268	.320	.609	.929	134	2	0	3	
David Washington*	29	60	258	237	32	58	19	1	8	34	3	6	19	89	.245	.298	.435	.733	103	0	0	2	
12 Players	27.5	60	2224	1977	262	471	90	4	58	240	65	20	191	555	.238	.310	.376	.686	743	24	12	20	





## Milwaukee Milkmen 2020 Pitching Stats

Name	Age	W	L	W-L%	ERA	G	GS	GF	CG	SHO	SV	IP	H	R	ER	HR	BB	IBB	SO	HBP	BK	WP	BF	WHIP	H9	HR9	BB9	SO9	SO/W
Taylor Ahearn	25	1	5	.167	4.06	13	5	3	0	0	0	51.0	50	23	23	5	16	0	46	2	0	3	218	1.294	8.8	0.9	2.8	8.1	2.88
Jack Alkire	23	0		0	0.00	2	0	1	0	0	0	2.0	2	0	0	0	2	0	2	1	0	0	10	2.000	9.0	0.0	9.0	9.0	1.00
Henderson Alvarez III	30	2	1	.667	2.90	5	5	0	0	0	0	31.0	21	10	10	6	3	0	22	1	0	0	116	0.774	6.1	1.7	0.9	6.4	7.33
Dylan Baker	28	0	1	.000	4.95	8	4	1	0	0	0	20.0	24	14	11	3	5	0	19	1	0	0	89	1.450	10.8	1.4	2.3	8.6	3.80
Anthony Bender	25	2	1	.667	5.48	22	0	4	0	0	0	21.1	24	14	13	3	11	0	25	2	0	2	98	1.641	10.1	1.3	4.6	10.5	2.27
Hayden Carter	26	0		0	5.40	1	0	1	0	0	0	3.1	3	2	2	1	1	0	2	0	0	1	14	1.200	8.1	2.7	2.7	5.4	2.00
Christian Correa	27	0	1	.000	27.00	1	0	1	0	0	0	0.1	2	1	1	0	0	0	0	0	0	0	3	6.000	54.0	0.0	0.0		0.0
Tim Dillard	36	2	1	.667	3.12	5	5	0	0	0	0	26.0	26	11	9	5	5	0	19	1	0	0	109	1.192	9.0	1.7	1.7	6.6	3.80
Peyton Gray	25	3	0	1.000	0.00	30	0	20	0	0	14	32.0	10	0	0	0	14	1	56	0	0	0	116	0.750	2.8	0.0	3.9	15.8	4.00
Zach Hartman	28	1	1	.500	3.89	18	4	0	0	0	0	34.2	43	16	15	5	13	1	25	3	1	1	157	1.615	11.2	1.3	3.4	6.5	1.92
David Holmberg*	28	6	1	.857	2.34	12	12	0	0	0	0	73.0	60	24	19	7	31	0	76	2	0	2	308	1.247	7.4	0.9	3.8	9.4	2.45
Drew Hutchison	29	2	2	.500	4.09	6	6	0	0	0	0	22.0	17	11	10	4	13	0	33	1	0	1	94	1.364	7.0	1.6	5.3	13.5	2.54
Karch Kowalczyk	29	2	4	.333	4.10	26	0	8	0	0	2	26.1	27	13	12	1	15	0	23	2	0	7	120	1.595	9.2	0.3	5.1	7.9	1.53
Ryan Kusmaul	33	5	2	.714	4.83	13	11	0	0	0	0	63.1	61	37	34	16	23	0	75	11	0	1	280	1.326	8.7	2.3	3.3	10.7	3.26
Jake Matthys	26	4	2	.667	6.81	15	1	5	0	0	0	35.2	43	28	27	9	12	0	24	2	0	2	161	1.542	10.9	2.3	3.0	6.1	2.00
Jack Maynard	23	0		0	0.00	2	0	2	0	0	0	3.0	1	0	0	0	0	0	4	0	0	0	10	0.333	3.0	0.0	0.0		12.0
A.J. Schugel	31	0		0	1.03	28	0	6	0	0	1	26.1	10	3	3	2	9	0	23	1	0	1	100	0.722	3.4	0.7	3.1	7.9	2.56
Myles Smith	28	2	1	.667	1.88	23	0	8	0	0	1	24.0	12	7	5	3	13	0	36	1	0	0	98	1.042	4.5	1.1	4.9	13.5	2.77
Angel Ventura	27	2	3	.400	5.45	7	7	0	0	0	0	33.0	39	21	20	7	7	0	24	2	1	0	148	1.394	10.6	1.9	1.9	6.5	3.43
19 Players	28.1	34	26	.567	3.65	60	60	60	0	3	18	528.1	475	235	214	77	193	2	534	33	2	21	2249	1.264	8.1	1.3	3.3	9.1	2.77



# Sioux City Explorers

Owner: John Roost

Years in American Association: 2006 - Present

Media Contact: Connor Ryan

ryan@xsbaseball.com

## General Info.

Address: 3400 Line Drive, Sioux City, IA 51106

Phone: (712) 277-9467

Website: www.XsBaseball.com

## Front Office

Chairman: John Roost

Director of Baseball/Stadium Operations: Boyd Pitkin

Director of Marketing: Tyler Hinker

## Field Staff

Manager: Steve Montgomery

Hitting Coach: Derek Wolfe

Pitching Coach: Bobby Post

Athletic Trainer: Bruce Fischbach

Clubhouse Manager: Robby Loraditch

Twitter: @SiouxCityXs Facebook: /

SiouxCityExplorers Instagram:

@SiouxCityExplorers

President: Matt Adamski

Director of Media Relations: Connor Ryan

Promtions & Community Outreach Manager: Julie Targy

## Stadium Information

Ballpark: MercyOne Field at Lewis & Clark Park

Year Built: 1993

Stadium Dimensions: LF-330, CF-400, RF-330

Capacity: 3,800



### All-time AA record - 14 seasons, 708-672, .513 winning pct.

Opponent	Record	Pct.	Opponent	Record	Pct.	Opponent	Record	Pct.
Amarillo	8-6	.571	Kansas City	48-43	.527	St. Paul	85-107	.443
Chicago	5-6	.455	Laredo	5-7	.417	Salina	0-3	.000
Cleburne	19-9	.679	Lincoln	104-90	.536	Shreveport	12-9	.571
Coastal Bend	3-3	.500	Milwaukee	3-3	.500	Sioux Falls	119-102	.539
El Paso	15-17	.469	New Jersey	1-2	.333	Texas/G.P.	55-20	.733
Fargo	34-47	.420	Pensacola	3-10	.231	Trois-Rivieres	2-1	.667
Fort Worth	13-13	.500	Quebec	1-2	.333	Wichita	44-66	.400
Gary	60-44	.577	Rockland	5-2	.714	Winnipeg	43-43	.500
Joplin	6-3	.667	St. Joe	19-14	.576			

**Most wins vs. opponent, season:** 14, vs. St. Paul, 2010.

**Most losses vs. opponent, season:** 16, vs. Sioux Falls, 2007.

**Highest winning % vs. opp't, season (min. 7 games):** 1.000 vs. LIN '15 (13-0) and GP '15 (10-0).

**Lowest winning % vs. opp't, season (min. 7 games):** .188 (3-13), vs. Wichita, 2013.



## Sioux City Explorers 2019 Batting Stats


Name	Age	G	PA	AB	R	H	2B	3B	HR	RBI	SB	CS	BB	SO	BA	OBP	SLG	OPS	TB	GDP	HBP	SH	SF
Juan Aguilera	22	16	1	1	0	1	0	0	0	0	0	0	0	0	1.000	1.000	1.000	2.000	1	0	0	0	0
Luke Bonfield	23	25	99	87	8	22	7	0	1	12	0	0	7	19	.253	.320	.368	.687	32	2	2	1	1
Daytona Bryden	24	15	46	38	4	6	1	0	0	5	1	0	8	10	.158	.304	.184	.489	7	0	0	0	0
Joel Davis*	24	7	10	10	1	0	0	0	0	0	0	0	0	5	.000	.000	.000	.000	0	0	0	0	0
Justin Felix	23	27	65	53	12	9	1	1	5	6	0	0	11	23	.170	.313	.509	.822	27	0	1	0	0
Dean Green*	30	14	56	45	5	11	3	0	1	10	0	0	11	7	.244	.393	.378	.771	17	0	0	0	0
Jeremy Hazelbaker*	31	35	159	133	24	33	8	0	5	18	7	0	16	38	.248	.353	.421	.774	56	6	3	1	1
Dylan Kelly*	28	97	353	310	35	89	19	0	3	29	3	3	31	37	.287	.361	.377	.738	117	6	4	2	2
Michael Lang	30	65	292	258	47	72	17	0	5	18	13	3	25	51	.279	.351	.403	.754	104	4	4	1	1
Dexture McCall	25	99	409	353	48	91	20	1	4	45	4	4	52	76	.258	.350	.354	.705	125	0	1	3	3
Nate Samson	31	99	446	404	60	131	24	5	6	67	21	3	30	25	.324	.368	.453	.821	183	3	0	9	9
Adam Sasser*	22	74	301	269	28	60	13	1	4	31	0	0	26	82	.223	.294	.323	.618	87	2	2	2	2
Jose Sermo#	28	100	437	362	55	94	23	3	13	77	21	6	62	114	.260	.374	.448	.822	162	6	4	3	3
Drew Stankiewicz*	26	86	367	316	50	88	15	3	5	52	19	4	41	71	.278	.357	.392	.750	124	1	3	6	6
Nelson Ward*	26	15	60	57	5	10	3	0	0	2	1	0	2	17	.175	.203	.228	.431	13	0	1	0	0
Hunter Wood#	24	10	29	27	4	6	0	0	0	6	2	0	1	7	.222	.276	.222	.498	6	1	0	0	0
Kyle Wren*	28	91	424	373	75	111	17	11	8	44	27	5	43	88	.298	.374	.466	.840	174	3	4	1	1
Sebastian Zawada	24	77	297	274	37	72	20	0	11	48	0	1	17	59	.263	.305	.456	.761	125	1	2	3	3
18 Players	27.0	100	3851	3370	498	906	191	25	71	470	119	29	383	729	.269	.347	.404	.750	1360	35	31	32	32





## Sioux City Explorers 2019 Pitching Stats

Name	Age	W	L	W-L%	ERA	G	GS	GF	CG	SHO	SV	IP	H	R	ER	HR	BB	IBB	SO	HBP	BK	WP	BF	WHIP	H9	HR9	BB9	SO9	SO/W
Juan Aguilera	22	0		0	5.40	16	0	6	0	0	0	23.1	25	19	14	3	15	1	23	3	0	0	111	1.714	9.6	1.2	5.8	8.9	1.53
Nile Ball	22	0		0	6.00	6	0	4	0	0	0	9.0	11	6	6	2	10	0	6	2	0	0	48	2.333	11.0	2.0	10.0	6.0	0.60
Anthony Bender	24	0		0	0.00	2	0	0	0	0	0	3.2	3	0	0	0	1	0	3	0	0	0	13	1.091	7.4	0.0	2.5	7.4	3.00
Andrew Chin*	26	1	0	1.000	7.30	4	4	0	0	0	0	12.1	19	13	10	1	11	1	4	1	0	1	66	2.432	13.9	0.7	8.0	2.9	0.36
Max Duval	28	1	6	.143	6.96	10	10	0	0	0	0	54.1	75	44	42	9	20	0	49	2	0	4	254	1.748	12.4	1.5	3.3	8.1	2.45
Tyler Fallwell	23	8	5	.615	3.13	36	3	8	0	0	1	74.2	56	29	26	4	35	3	104	8	0	1	315	1.219	6.8	0.5	4.2	12.5	2.97
Ryan Flores	26	2	1	.667	4.72	27	0	9	0	0	0	34.1	28	19	18	5	24	2	42	4	1	3	157	1.515	7.3	1.3	6.3	11.0	1.75
Jason Garcia	26	8	1	.889	2.73	9	9	0	0	0	0	56.0	50	17	17	2	20	0	51	3	1	2	235	1.250	8.0	0.3	3.2	8.2	2.55
Nate Gercken	26	4	2	.667	1.91	42	0	9	0	0	0	47.0	30	13	10	1	23	2	44	5	1	2	195	1.128	5.7	0.2	4.4	8.4	1.91
Sam Held	24	3	1	.750	3.86	11	3	1	0	0	0	30.1	33	13	13	3	10	2	25	3	0	3	136	1.418	9.8	0.9	3.0	7.4	2.50
Alex House	22	0		0	0.00	2	0	1	0	0	0	2.0	1	0	0	0	2	0	2	0	0	0	8	1.500	4.5	0.0	9.0	9.0	1.00
Zach Jemiola	25	0	2	.000	7.40	5	5	0	0	0	0	24.1	27	21	20	1	17	0	11	5	0	0	120	1.808	10.0	0.4	6.3	4.1	0.65
Taylor Jordan	30	6	10	.375	4.49	20	20	0	2	2	0	124.1	120	68	62	10	36	2	95	9	0	11	531	1.255	8.7	0.7	2.6	6.9	2.64
Eric Karch	27	6	6	.500	5.09	20	20	0	1	0	0	122.0	133	71	69	10	41	1	83	5	0	4	534	1.426	9.8	0.7	3.0	6.1	2.02
John McKinney	21	1	0	1.000	9.39	2	2	0	0	0	0	7.2	8	8	8	1	11	0	3	0	0	0	41	2.478	9.4	1.2	12.9	3.5	0.27
Matt Pobereyko	27	1	4	.200	3.18	47	0	42	0	0	24	51.0	31	18	18	4	14	2	74	1	0	0	197	0.882	5.5	0.7	2.5	13.1	5.29
Joe Riley	23	0		0	0.00	3	0	1	0	0	0	4.0	0	0	0	0	1	0	2	0	0	0	14	0.250	0.0	0.0	2.3	4.5	2.00
Nate Samson	31	0		0	0.00	1	0	0	0	0	0	0.2	5	4	0	0	0	0	0	0	0	0	7	7.500	67.5	0.0	0.0		0.0
Max Schuh*	27	0		0	20.25	3	0	2	0	0	0	1.1	2	3	3	0	4	0	2	1	1	2	10	4.500	13.5	0.0	27.0	13.5	0.50
Carlos Sierra	24	8	1	.889	3.21	25	13	3	0	0	0	95.1	71	42	34	3	40	3	96	2	1	3	394	1.164	6.7	0.3	3.8	9.1	2.40
Pete Tago	26	6	3	.667	3.16	11	11	0	2	1	0	74.0	69	26	26	4	24	0	88	4	1	4	299	1.257	8.4	0.5	2.9	10.7	3.67
Jose Velez*	29	2	1	.667	1.65	32	0	5	0	0	0	32.2	24	6	6	1	11	1	47	3	0	0	133	1.071	6.6	0.3	3.0	12.9	4.27
22 Players	26.1	57	43	.570	4.09	100	100	95	5	8	25	884.1	821	440	402	64	370	20	854	61	6	40	3818	1.347	8.4	0.7	3.8	8.7	2.31



## Sioux Falls Canaries

Owner: Canaries Baseball, LLC

Years in American Association: 2006 - Present

Media Contact: Joey Zanaboni

Twitter: @canaries

Facebook: /sfcanaries

Instagram: @canaries\_baseball

General Manager: Duell Higbe

Sales Executive: Andrew Olson

Director of Game Operations and Entertainment: John Gaskins

### Stadium Information

Ballpark: Sioux Falls Stadium

Year Built: 1964

Stadium Dimensions: LF-313, CF-410, RF-312

Capacity: 4,462

### General Info.

Address: 1001 N. West Avenue, Sioux Falls, SD 57104

Phone: (605) 336-6060

Website: www.sfcanaries.com

### Front Office

Managing Partner/Co-Owner: Brian Slipka

Co-Owner: Anthony Albanese

Special Assistant to the Owner: Jack Fossand

### Field Staff

Field Manager: Mike Meyer

Hitting Coach: Eddie Gerald

Pitching Coach: Grady Wood

Bench Coach: Tyler Herron

Assistant Coach: Landon Danelson

### **All-time AA record - 15 seasons, 645-791, .449 winning pct.**

Opponent	Record	Pct.	Opponent	Record	Pct.	Opponent	Record	Pct.
Amarillo	7-13	.350	Kansas City	21-36	.368	St. Paul	100-125	.444
Chicago	14-15	.483	Laredo	5-15	.250	Salina	5-1	.833
Cleburne	12-12	.500	Lincoln	72-93	.436	Shreveport	9-5	.643
Coastal Bend	0-6	.000	Milwaukee	8-7	.533	Sioux City	102-119	.462
El Paso	20-9	.689	New Jersey	1-2	.333	Texas/G.P.	34-26	.567
Fargo	44-72	.379	Pensacola	9-6	.600	Trois-Rivieres	1-2	.333
Fort Worth	10-11	.476	Quebec	5-2	.714	Wichita	43-57	.430
Gary	44-48	.478	St. Joe	26-18	.591	Winnipeg	50-88	.362
Joplin	3-3	.500						

**Most wins vs. opponent, season:** 17, vs. St. Joe, 2007.

**Most losses vs. opponent, season:** 16, vs. Lincoln, 2006.

**Highest winning % vs. opponent, season (min. 7 games):** .846 (11-2) vs. Texas, 2019.

**Lowest winning % vs. opponent, season (min. 7 games):** .000 (0-7) vs. Fargo, 2019.







## Sioux Falls Canaries 2020 Batting Stats


Name	Age	G	PA	AB	R	H	2B	3B	HR	RBI	SB	CS	BB	SO	BA	OBP	SLG	OPS	TB	GDP	HBP	SH	SF
Ryan Brett#	28	40	154	140	24	34	6	2	1	14	3	0	6	37	.243	.283	.336	.619	47	3	2	3	
Clint Coulter	26	55	242	220	32	58	16	1	11	41	0	0	10	67	.264	.314	.495	.810	109	8	0	4	
Andrew Ely*	27	58	280	244	55	72	15	2	9	30	1	1	26	54	.295	.382	.484	.866	118	9	0	1	
Mike Hart*	26	50	208	177	33	43	6	4	7	26	4	1	17	60	.243	.348	.441	.789	78	12	1	1	
Jabari Henry	29	45	201	177	34	46	8	0	9	31	0	0	21	61	.260	.343	.458	.801	81	2	0	1	
KC Huth	27	20	82	76	6	16	3	0	2	13	4	1	3	10	.211	.244	.329	.573	25	1	0	2	
Grant Kay	27	39	163	141	20	37	3	2	3	18	4	0	17	43	.262	.350	.376	.726	53	3	0	2	
Alay Lago	28	58	262	246	41	79	20	0	4	35	5	4	11	36	.321	.363	.451	.814	111	5	0	0	
Logan Landon	27	56	253	228	37	76	12	1	10	43	3	1	20	46	.333	.383	.526	.910	120	1	0	4	
Ryan Long*	26	26	92	86	10	17	2	0	2	8	0	0	5	26	.198	.250	.291	.541	25	1	0	0	
Matt Morales#	23	2	7	7	1	2	0	0	0	0	0	0	0	2	.286	.286	.286	.571	2	0	0	0	
Roy Morales	25	26	107	97	11	32	5	0	2	12	2	1	9	8	.330	.387	.443	.830	43	0	1	0	
Damek Tomscha	28	55	248	231	36	74	12	4	10	49	1	0	12	55	.320	.367	.537	.904	124	5	0	0	
Madison Younginer	29	16	9	8	2	3	1	0	0	1	0	0	0	2	.375	.444	.500	.944	4	1	0	0	
Sebastian Zawada	25	3	6	6	0	1	0	0	0	0	0	0	0	2	.167	.167	.167	.333	1	0	0	0	
15 Players	27.1	58	2314	2084	342	590	109	16	70	321	27	9	157	509	.283	.345	.452	.797	941	51	4	18	





## Sioux Falls Canaries 2020 Pitching Stats

Name	Age	W	L	W-L%	ERA	G	GS	GF	CG	SHO	SV	IP	H	R	ER	HR	BB	IBB	SO	HBP	BK	WP	BF	WHIP	H9	HR9	BB9	SO9	SO/W
Tanner Anderson	27	1	2	.333	10.64	4	3	0	0	0	0	11.0	22	15	13	4	5	0	6	0	0	1	58	2.455	18.0	3.3	4.1	4.9	1.20
Nicco Blank	27	1	1	.500	2.66	19	0	2	0	0	0	20.1	13	9	6	0	16	0	24	3	0	1	87	1.426	5.8	0.0	7.1	10.6	1.50
Alex Boshers	29	0	1	.000	11.15	4	2	0	0	0	0	15.1	35	19	19	2	9	0	14	1	1	0	89	2.870	20.5	1.2	5.3	8.2	1.56
Sam Bragg	27	1	2	.333	7.65	8	4	2	0	0	0	20.0	38	18	17	1	9	0	12	2	0	3	104	2.350	17.1	0.5	4.1	5.4	1.33
Ty Culbreth*	26	3	2	.600	6.32	7	7	0	0	0	0	37.0	49	27	26	8	11	0	27	1	0	3	165	1.622	11.9	1.9	2.7	6.6	2.45
Tyler Danish	25	4	0	1.000	2.13	7	6	0	0	0	0	38.0	36	13	9	2	12	0	26	0	0	1	161	1.263	8.5	0.5	2.8	6.2	2.17
Casey Delgado	30	0	2	.000	6.92	4	4	0	0	0	0	13.0	16	14	10	2	4	0	10	1	0	0	62	1.538	11.1	1.4	2.8	6.9	2.50
Kevin Folman	25	3	1	.750	6.53	21	0	0	0	0	0	40.0	48	32	29	7	20	0	37	5	0	1	190	1.700	10.8	1.6	4.5	8.3	1.85
Dakota Freese	28	0	0	0	6.75	3	0	1	0	0	0	5.1	6	6	4	1	6	0	8	1	0	1	30	2.250	10.1	1.7	10.1	13.5	1.33
Ryan Fritze	26	2	1	.667	3.14	28	0	8	0	0	2	28.2	21	11	10	1	16	1	32	1	2	7	124	1.291	6.6	0.3	5.0	10.0	2.00
Michael Gunn*	27	0	0	0	4.50	4	0	2	0	0	0	4.0	3	2	2	0	4	0	3	1	0	1	20	1.750	6.8	0.0	9.0	6.8	0.75
Tyler Herron	33	7	1	.875	4.60	12	12	0	1	0	0	76.1	95	47	39	8	21	0	55	5	0	3	344	1.520	11.2	0.9	2.5	6.5	2.62
Kurt Heyer	29	2	4	.333	7.58	11	4	1	0	0	0	29.2	44	28	25	4	19	1	11	1	1	1	149	2.124	13.3	1.2	5.8	3.3	0.58
Ryan Long	26	0	0	0	0.00	3	0	2	0	0	0	4.0	1	0	0	0	1	0	0	0	0	0	13	0.500	2.3	0.0	2.3	0.0	0.00
Eddie Medina	30	0	2	.000	6.00	2	2	0	1	0	0	9.0	15	8	6	2	4	0	8	0	0	1	44	2.111	15.0	2.0	4.0	8.0	2.00
D.J. Sharabi	28	1	4	.200	4.80	28	0	7	0	0	0	30.0	33	21	16	5	20	1	32	5	0	3	145	1.767	9.9	1.5	6.0	9.6	1.60
Will Solomon*	27	0	0	0	13.50	5	0	0	0	0	0	5.1	9	9	8	1	8	0	5	0	0	0	34	3.188	15.2	1.7	13.5	8.4	0.63
Keaton Steele	28	0	1	.000	4.55	30	0	27	0	0	16	29.2	34	16	15	5	10	1	16	2	0	4	132	1.483	10.3	1.5	3.0	4.9	1.60
Grady Wood	30	2	1	.667	5.45	10	5	1	0	0	0	33.0	38	24	20	7	11	0	27	3	0	4	146	1.485	10.4	1.9	3.0	7.4	2.45
Madison Younginer	29	0	0	0	4.70	13	0	2	0	0	0	15.1	14	10	8	3	16	0	18	1	0	0	76	1.957	8.2	1.8	9.4	10.6	1.13
Jake Zokan*	29	4	2	.667	3.00	9	9	0	0	0	0	51.0	49	22	17	3	19	0	41	1	0	3	218	1.333	8.6	0.5	3.4	7.2	2.16
21 Players	27.9	31	27	.534	5.22	58	58	56	2	1	18	516.0	619	351	299	66	241	4	412	34	4	38	2391	1.667	10.8	1.2	4.2	7.2	1.71



# Winnipeg Goldeyes

Owner: Sam Katz  
Years in American Association: 2011 - Present Media  
Contact: Steve Schuster    [steve@goldeyes.com](mailto:steve@goldeyes.com)

## General Info.

Address: 1 Portage Ave. E, Winnipeg, MB R3B, 0Y3, CAN  
Phone: (204) 982-2273  
Website: [www.goldeyes.com](http://www.goldeyes.com)

## Front Office

Owner, CEO & President: Sam Katz  
CFO: Jason McRae-King  
Director of Sales & Marketing: Dan Chase  
Box Office Manager: Paul Duque  
Retail Manager: Kendra Gibson  
Skysuite Manager: Angela Sanche  
Broadcaster/Account Executive: Steve Schuster

## Field Staff

Field Manager/Pitching Coach: Rick Forney  
Hitting Coach: Kash Beauchamp  
Director of Clubhouse Operations: Jamie Samson  
Athletic Therapist: Evan Fehr  
Physiotherapist: Russ Horbal  
Massage Therapist: Antonio Mangilt  
Team Doctors: Dr. Hein Peters, Dr. Shawn Verity  
Chiropractor: Dr. Glenn Bailey

Twitter: @Wpg\_Goldeyes  
Facebook: /WinnipegGoldeyes  
Instagram: @wpg\_goldeyes

Vice President & COO: Regan Katz  
General Manager: Andrew Collier  
Manager, Group Sales & Partnerships: Bill Hibbard  
Facility & Grounds Manager: Don Ferguson  
Account Executives: Will Sutton  
Food & Beverage Manager: Melissa Schlichting  
Team Chaplain: Scott Koop

## Stadium Information

Ballpark: Shaw Park  
Year Built: 1999  
Stadium Dimensions: LF-325, CF-400, RF-325  
Capacity: 7,481



### All-time AA record - 10 seasons, 528-431, .551 winning pct.

Opponent	Record	Pct.	Opponent	Record	Pct.	Opponent	Record	Pct.
Amarillo	18-1	.947	Laredo	11-7	.611	St. Paul	71-65	.522
Chicago	15-18	.455	Lincoln	43-29	.606	Salina	3-0	1.000
Cleburne	7-9	.438	Milwaukee	9-9	.500	Sioux City	44-43	.506
El Paso	2-1	.667	New Jersey	4-2	.667	Sioux Falls	88-50	.638
Fargo	77-78	.497	Ottawa	3-3	.500	Texas/G.P.	19-4	.826
Gary	40-38	.513	Quebec	7-9	.438	Trois-Rivieres	10-5	.667
Joplin	4-6	.400	Rockland	2-1	.667	Wichita	15-20	.429
Kansas City	29-23	.558						

**Most wins vs. opponent, season:** 13, several.  
**Most losses vs. opponent, season:** 12, vs. Fargo, 2012.  
**Highest winning % vs. opponent, season (min. 7 games):** .846 (11-2) vs. Sioux Falls, 2017.  
**Lowest winning % vs. opponent, season (min. 7 games):** .167 (2-10) vs. Fargo, 2013.



## Winnipeg Goldeyes 2020 Batting Stats

Name	Age	G	PA	AB	R	H	2B	3B	HR	RBI	SB	CS	BB	SO	BA	OBP	SLG	OPS	TB	GDP	HBP	SH	SF
Breland Almadova	29	9	38	33	5	5	2	0	0	1	2	0	3	16	.152	.243	.212	.455	7	1	1	0	
Wes Darvill*	28	57	231	209	32	56	10	1	5	31	13	7	16	60	.268	.320	.397	.717	83	2	0	4	
Jordan George#	27	58	225	184	21	41	5	0	7	31	3	1	32	39	.223	.344	.364	.708	67	4	1	4	
Logan Hill	27	53	227	204	32	55	13	0	6	22	3	1	18	68	.270	.344	.422	.765	86	5	0	0	
Kevin Lachance	25	47	197	172	35	45	6	0	5	16	8	2	21	42	.262	.344	.384	.727	66	1	2	1	
Ryan Lidge#	25	3	4	4	0	0	0	0	0	0	0	0	0	0	.000	.000	.000	.000	0	0	0	0	
Kyle Martin*	27	60	257	226	40	68	10	1	16	51	8	4	23	46	.301	.370	.566	.936	128	4	0	4	
Roy Morales	25	19	69	57	8	19	4	0	0	10	3	1	10	9	.333	.435	.404	.838	23	1	0	1	
Jonathan Moroney	26	54	205	191	27	52	13	2	3	17	4	2	9	58	.272	.317	.408	.725	78	4	0	1	
John Nester	31	54	209	189	20	49	12	0	6	31	0	1	16	43	.259	.321	.418	.739	79	2	0	2	
Nick Oddo*	28	13	25	24	2	6	0	0	0	0	0	0	1	9	.250	.280	.250	.530	6	0	0	0	
Dario Pizzano*	29	20	78	64	11	19	5	0	0	1	0	0	13	10	.297	.423	.375	.798	24	1	0	0	
Darnell Sweeney#	29	60	268	238	40	66	14	1	14	38	14	8	26	75	.277	.354	.521	.875	124	3	0	1	
Eric Wood	27	50	204	176	21	38	5	0	2	21	3	3	25	57	.216	.310	.278	.589	49	0	1	2	
14 Players	27.5	60	2237	1971	294	519	99	5	64	270	61	30	213	532	.263	.341	.416	.757	820	28	5	20	





## Winnipeg Goldeyes 2020 Pitching Stats

Name	Age	W	L	W-L%	ERA	G	GS	GF	CG	SHO	SV	IP	H	R	ER	HR	BB	IBB	SO	HBP	EK	WP	BF	WHIP	H9	HR9	BB9	SO9	SO/W
Nate Antone	28	1	0	1.000	3.55	22	0	6	0	0	0	25.1	17	10	10	3	11	0	29	0	0	0	102	1.105	6.0	1.1	3.9	10.3	2.64
Victor Capellan	30	1	1	.500	1.69	27	0	24	0	0	12	26.2	26	5	5	0	6	0	26	1	0	2	112	1.200	8.8	0.0	2.0	8.8	4.33
Brandon Crompton	31	2	3	.400	4.53	9	9	0	0	0	0	43.2	49	27	22	6	15	1	34	5	0	3	196	1.466	10.1	1.2	3.1	7.0	2.27
Frank Duncan	28	5	7	.417	4.85	13	13	0	1	0	0	78.0	98	52	42	9	21	1	55	4	0	2	351	1.526	11.3	1.0	2.4	6.3	2.62
Ryan Flores	27	0	0	0	8.44	3	0	0	0	0	0	5.1	9	5	5	2	2	0	4	0	0	2	27	2.063	15.2	3.4	3.4	6.8	2.00
John Gorman	28	2	2	.500	4.05	12	2	5	0	0	0	26.2	26	14	12	3	11	0	33	1	0	2	120	1.388	8.8	1.0	3.7	11.1	3.00
Evan Grills*	28	3	2	.600	4.89	11	6	1	0	0	0	38.2	36	25	21	7	9	1	44	2	0	2	164	1.164	8.4	1.6	2.1	10.2	4.89
Garrett Harris	26	0	1	.000	27.00	2	0	1	0	0	0	1.0	8	3	3	0	0	0	1	1	0	0	11	8.000	72.0	0.0	0.0		9.0
Kent Hasler	24	3	2	.600	1.84	22	0	4	0	0	0	29.1	13	9	6	3	8	0	41	2	0	6	111	0.716	4.0	0.9	2.5	12.6	5.13
Kevin Hilton	28	5	4	.556	5.20	11	9	1	0	0	0	55.1	73	34	32	7	12	0	27	7	0	1	245	1.536	11.9	1.1	2.0	4.4	2.25
Jose Jose*	29	1	0	1.000	2.08	22	0	3	0	0	0	21.2	12	5	5	1	1	0	25	0	0	0	76	0.600	5.0	0.4	0.4	10.4	25.00
Justin Kamplain*	27	1	1	.500	10.00	8	0	2	0	0	0	9.0	12	10	10	2	6	0	12	0	0	0	43	2.000	12.0	2.0	6.0	12.0	2.00
Mitchell Lambson*	29	4	4	.500	4.82	12	12	0	1	0	0	74.2	91	43	40	12	14	1	65	2	0	3	320	1.406	11.0	1.4	1.7	7.8	4.64
Josh Lucas	29	0	0	0	1.20	3	2	1	0	0	0	15.0	12	2	2	1	2	0	18	0	0	0	58	0.933	7.2	0.6	1.2	10.8	9.00
Kevin McGovern*	31	1	1	.500	4.78	7	5	1	1	0	0	26.1	33	16	14	2	8	0	22	2	0	1	120	1.557	11.3	0.7	2.7	7.5	2.75
McKenzie Mills*	24	0	2	.000	17.18	3	2	0	0	0	0	7.1	16	14	14	1	5	0	6	2	0	1	46	2.864	19.6	1.2	6.1	7.4	1.20
John Nester	31	0	0	0	11.25	4	0	1	0	0	0	4.0	9	5	5	2	0	0	3	0	0	0	20	2.250	20.3	4.5	0.0		6.8
Dylan Rheault	28	0	1	.000	4.20	12	0	4	0	0	1	15.0	21	13	7	1	8	1	9	2	0	2	75	1.933	12.6	0.6	4.8	5.4	1.13
Ryan Thurston*	25	0	0	0	2.25	3	0	0	0	0	0	4.0	4	4	1	0	6	0	2	1	0	0	23	2.500	9.0	0.0	13.5	4.5	0.33
19 Players	28.4	29	31	.483	4.54	60	60	57	3	4	13	507.0	565	296	256	62	145	5	456	32	0	27	2220	1.400	10.0	1.1	2.6	8.1	3.14



**AMERICAN ASSOCIATION MILEAGE CHART**

	<u>CHI</u>	<u>CLE</u>	<u>F-M</u>	<u>GAR</u>	<u>KCO</u>	<u>KC</u>	<u>LIN</u>	<u>MKE</u>	<u>SC</u>	<u>SF</u>	<u>WPG</u>
Chicago		984	631	57	36	523	517	74	472	563	852
Cleburne	984		1,105	983	980	569	652	1,042	777	866	1,323
Fargo-Moorhead	631	1,105		674	624	599	477	573	331	243	219
Gary SouthShore	57	983	674		72	533	539	112	545	606	892
Kane County	36	980	624	72		509	491	108	480	551	841
Kansas City	523	569	599	533	509		192	559	269	358	814
Lincoln	517	652	477	539	491	192		552	155	240	690
Milwaukee	74	1,042	573	112	108	559	552		475	505	795
Sioux City	472	777	331	545	480	269	155	475		85	546
Sioux Falls	563	866	243	606	551	358	240	505	85		458
Winnipeg	852	1,323	219	892	841	814	690	795	546	458	









## AMERICAN ASSOCIATION LEAGUE RECORDS

2020 season-long records not included.

### Batting - Regular Season

#### Batting Average

**Highest, Team, Season:** .312, Sioux Falls, 2010.

**Lowest, Team, Season:** .23432, Texas, 2018.

**Highest, Batter, Season:** .406, Blake Gailen, Lincoln, 2011.

#### Games

**Most, Batter, Season:** 100, several.

#### At-Bats

**Most, Team, Season:** 3,617, El Paso, 2012.

**Fewest, Team, Season:** 3,089, Coastal Bend, 2007.

**Most, Team, Game:** 67, Lincoln, May 16, 2014 (2nd game, 16 innings) and Sioux Falls, July 10, 2018 (18 innings).

**Most, Batter, Season:** 434, Ryan Patterson, Wichita/St. Paul/Fort Worth, 2011.

**Most, Batter, Game:** 9, Harrison Kain, Amarillo, July 17, 2012.

#### Runs

**Most, Team, Season:** 650, Amarillo, 2011.

**Fewest, Team, Season:** 307, Texas, 2018.

**Most, Team, Game:** 26, Sioux Falls, August 22, 2008.

**Most, Both Teams, Game:** 45, El Paso (24) vs. Shreveport (21), July 4, 2010.

**Most, Team, Inning:** 12, St. Paul, July 28, 2007.

**Most, Batter, Season:** 98, Fehlandt Lentini, Amarillo/Winnipeg, 2011.

**Most, Batter, Game:** 6, Todd Cunningham, Kansas City, August 25, 2018.

#### Hits

**Most, Team, Season:** 1097, Wichita, 2011.

**Fewest, Team, Season:** 766, Grand Prairie, 2015.

**Most, Team, Game:** 28, Pensacola, August 1, 2007; Shreveport, July 4, 2010; and Gary SouthShore, July 16, 2015.

**Most, Both Teams, Game:** 53, El Paso (25) vs. Shreveport (28), July 4, 2010.

**Most, Team, Inning:** 10, El Paso, August 8, 2013.

**Most, Batter, Season:** 160, Stephen Douglas, El Paso/Grand Prairie, 2011.

**Most, Batter, Game:** 6, several.

#### Total Bases

**Most, Team, Season:** 1,674, Sioux Falls, 2010.

**Fewest, Team, Season:** 1,035, Texas, 2019.

**Most, Team, Game:** 53, Sioux Falls, July 3, 2010.

**Most, Batter, Season:** 269, Beau Torbert, Sioux Falls, 2010.

**Most, Batter, Game:** 17, John Allen, Fort Worth, August 16, 2008.

#### Singles

**Most, Batter, Game:** 5, several.

#### Doubles

**Most, Team, Season:** 250, Amarillo, 2011.

**Fewest, Team, Season:** 122, Gary, 2019 and Texas, 2019.

**Most, Team, Game:** 11, Wichita, June 3, 2009 and Sioux City, July 11, 2010.

**Most, Batter, Season:** 43, Jorge Alvarez, El Paso, 2007.

**Most, Batter, Game:** 4, Brett Cooley, Lincoln, July 30, 2007; Nic Jackson, Fargo-Moorhead, September 3, 2012; and Brennan Metzger, Gary SouthShore, August 22, 2015.

#### Triples

**Most, Team, Season:** 47, Amarillo, 2011.

**Fewest, Team, Season:** 6, Lincoln, 2007 and Fargo-Moorhead, 2011.

**Most, Team, Game:** 5, Amarillo, June 25, 2012.

**Most, Batter, Season:** 17, Mike Massaro, Gary SouthShore, 2013.

**Most, Batter, Game:** 3, J.P. Schmidt, El Paso, June 16, 2006 and Mike Massaro, Gary, June 24, 2012.

#### Home Runs

**Most, Team, Season:** 128, Lincoln, 2010.

**Fewest, Team, Season:** 20, Gary, 2013.

**Most, Team, Game:** 7, Sioux Falls, July 3, 2010 and St. Paul, August 29, 2019.

**Most, Team, Inning:** 5, Kansas City, May 20, 2013.

**Most, Batter, Season:** 31, Keon Barnum, Chicago, 2019.

**Most, Batter, Game:** 4, John Allen, Fort Worth, August 16, 2008.

#### Grand Slams

**Most, Team, Season:** 7, Sioux Falls, 2010 and Chicago, 2019.

**Most, Team, Game:** 2, Sioux City, August 21, 2007; Sioux Falls, May 13, 2010; Fargo-Moorhead, June 24, 2013.

**Most, Batter, Season:** 2, several.

**Most, Batter, Game:** 1, several.

#### RBI

**Most, Team, Season:** 597, Amarillo, 2011.

**Fewest, Team, Season:** 278, Texas, 2018.

**Most, Team, Game:** 25, Sioux Falls, August 22, 2008 and Grand Prairie, June 12, 2011.

**Most, Batter, Season:** 103, Cesar Nicolas, Grand Prairie, 2009.

**Most, Batter, Game:** 9, Brian Buchanan, St. Paul, July 20, 2006.

#### Extra-Base Hits

**Most, Batter, Season:** 64, Beau Torbert, Sioux Falls, 2010.

**Most, Batter, Game:** 4, several.

#### On-Base Percentage

**Highest, Team, Season:** .388, Wichita, 2011.

**Lowest, Team, Season:** .298, Texas, 2018.

**Highest, Batter, Season:** .490, Chris Garcia, Shreveport, 2010. and Brian Myrow, Grand Prairie, 2012.

#### Slugging Percentage

**Highest, Team, Season:** .504, Sioux Falls, 2010.

**Lowest, Team, Season:** .317, Texas, 2019.

**Highest, Batter, Season:** .702, Brandon Sing, Sioux Falls, 2010.

#### Sacrifice Hits

**Most, Team, Season:** 66, Sioux City, 2008.

**Fewest, Team, Season:** 1, Wichita, 2017.

**Most, Team, Game:** 6, Pensacola, August 3, 2007; Cleburne, May 29, 2017 and Cleburne, July 19, 2018.

**Most, Batter, Season:** 19, Ben Thomas, St. Joe, 2006.

#### Sacrifice Flies

**Most, Team, Season:** 50, Sioux City, 2015 and Sioux City, 2018.

**Fewest, Team, Season:** 17, Texas, 2018.

**Most, Team, Game:** 4, several.

**Most, Batter, Season:** 12, Jake Blackwood, Kansas City, 2016.

#### Hit by Pitch

**Most, Team, Season:** 80, St. Paul, 2019.

**Fewest, Team, Season:** 29, Texas, 2019.

**Most, Team, Game:** 6, St. Paul, May 24, 2006; Grand Prairie, June 26, 2011 and Lincoln, July 4, 2012.

**Most, Team, Inning:** 4, Cleburne, June 6, 2019.

**Most, Batter, Season:** 22, Jake Kahalelio, Wichita, 2013.

**Most, Batter, Game:** 3, several.



## Walks

**Most, Team, Season:** 462, Winnipeg, 2016.  
**Fewest, Team, Season:** 238, Sioux City, 2013.  
**Most, Team, Game:** 18, St. Paul, August 15, 2010.  
**Most, Team, Inning:** 7, Cleburne, June 30, 2019 and August 24, 2019.  
**Most, Batter, Season:** 92, T.J. Mittelstaedt, Kansas City, 2014.  
**Most, Batter, Game:** 5, several.

## Intentional Walks

**Most, Team, Season:** 27, Gary SouthShore, 2011.  
**Fewest, Team, Season:** 1, Cleburne, 2018.  
**Most, Team, Game:** 4, Gary SouthShore, September 2, 2018.  
**Most, Batter, Season:** 10, several.  
**Most, Batter, Game:** 3, Dan Meier, Sioux City, June 8, 2006.

## Strikeouts

**Most, Team, Season:** 910, Cleburne, 2018.  
**Fewest, Team, Season:** 463, Wichita, 2010.  
**Most, Team, Game:** 24, Wichita, June 6, 2017.  
**Most, Both Teams, Game:** 38, Winnipeg (23) vs. Milwaukee (15), September 10, 2020.  
**Most, Batter, Season:** 139, Victor Diaz, Grand Prairie, 2015.  
**Most, Batter, Game:** 7, Angel Fermin, Sioux Falls, July 8, 2006.

## Stolen Bases

**Most, Team, Season:** 188, Sioux City, 2015.  
**Fewest, Team, Season:** 36, Lincoln, 2019.  
**Most Attempts, Team, Season:** 233, Sioux City, 2015.  
**Fewest Attempts, Team, Season:** 52, St. Paul, 2014.  
**Highest Success Rate, Team, Season:** 88.0%, Kansas City, 2019 (96 of 109 attempts successful)  
**Lowest Success Rate, Team, Season:** 51.9%, Lincoln, 2016 (42 of 81 attempts successful)  
**Most, Team, Game:** 9, Texas, August 31, 2017, Sioux Falls, July 1, 2018 and Sioux City, July 27, 2019.  
**Most, Runner, Season:** 60, Alvaro Rondon, Texas, 2017.  
**Most, Runner, Game:** 5, Ralph Santana, Sioux Falls, May 19, 2006.

## Caught Stealing

**Most, Team, Season:** 56, Gary SouthShore, 2012 and Sioux City, 2018.  
**Fewest, Team, Season:** 10, Kansas City, 2017.  
**Most, Team, Game:** 5, Pensacola, July 16, 2010.  
**Most, Runner, Season:** 16, Alonzo Harris, St. Paul, 2015.  
**Most, Runner, Game:** 3, Abel Nieves, Wichita, September 1, 2013.

## Hit into Double Play

**Most, Team, Season:** 129, Wichita, 2011.  
**Fewest, Team, Season:** 49, St. Joe, 2007.  
**Most, Team, Game:** 6, Gary SouthShore, May 26, 2014 and Lincoln, May 18, 2019.  
**Most, Batter, Season:** 26, Cristian Guerrero, Gary SouthShore/Sioux Falls, 2013.  
**Most, Batter, Game:** 3, several.

## Runners Left on Base

**Most, Team, Season:** 808, St. Paul, 2014.  
**Fewest, Team, Season:** 642, Wichita, 2008.  
**Most, Team, Game:** 23, Grand Prairie, August 17, 2012.  
**Most, Both Teams, Game:** 35, El Paso at Fort Worth (13 innings), July 19, 2009.

## Batting - Playoffs (since 2009)

### Batting Average

**Highest, Team, Playoffs:** .316, Winnipeg, 2014.  
**Highest, Team, Series:** .352, Gary SouthShore, 2013 final.  
**Lowest, Team, Playoffs:** .118, Grand Prairie, 2013.  
**Lowest, Team, Series:** .118, Grand Prairie, 2013 semifinal.  
**Highest, Batter, Playoffs:** .556, John Allen, Laredo, 2012 and Nate Hanson, St. Paul, 2016.  
**Highest, Batter, Series:** .643 (9-for-14), David Espinosa, Grand Prairie, 2011 semifinals.

### At-Bats

**Most, Team, Playoffs:** 355, Winnipeg, 2016.  
**Most, Team, Series:** 207, Winnipeg, 2017 final.  
**Most, Team, Game:** 61, Wichita, September 18, 2017.  
**Fewest, Team, Playoffs:** 98, Gary, 2017; Fargo, 2012 and Laredo, 2012.  
**Fewest, Team, Series:** 88, Shreveport, 2010 final.  
**Most, Batter, Playoffs:** 44, Adam Frost, St. Paul, 2012.  
**Most, Batter, Series:** 24, Brent Clevlen, Wichita, 2017 final.  
**Most, Player, Game:** 8, Matt Chavez, Wichita, September 18, 2017.

### Runs

**Most, Team, Playoffs:** 61, Wichita, 2016.  
**Most, Team, Series:** 39, Winnipeg, 2017 final.  
**Most, Team, Game:** 18, Winnipeg, September 19, 2018.  
**Fewest, Team, Playoffs:** 0, Grand Prairie, 2013.  
**Fewest, Team, Series:** 0, Grand Prairie, 2013 semifinal.  
**Most, Batter, Playoffs:** 11, T.J. Mittelstaedt, Wichita, 2016.  
**Most, Batter, Series:** 7, Harrison Kain, Wichita, 2016 semifinal.  
**Most, Player, Game:** 4, Shawn Pleffner, Winnipeg, September 19, 2017.

### Hits

**Most, Team, Playoffs:** 105, Winnipeg, 2016.  
**Most, Team, Series:** 59, Winnipeg, 2017 final.  
**Most, Team, Game:** 20, Kansas City, September 11, 2018.  
**Fewest, Team, Playoffs:** 12, Grand Prairie, 2013.  
**Fewest, Team, Series:** 12, Grand Prairie, 2013 semifinal.  
**Fewest, Team, Game:** 3, Grand Prairie, September 6, 2013 and Fargo, September 6, 2013.  
**Most, Batter, Playoffs:** 17, David Rohm, Winnipeg, 2016 and Nick Van Stratten, Wichita, 2016.  
**Most, Batter, Series:** 12, David Rohm, Winnipeg, 2016 semifinal.  
**Most, Player, Game:** 5, Matt Chavez, Wichita, September 16, 2016.

### Doubles

**Most, Team, Playoffs:** 20, Winnipeg, 2016.  
**Most, Team, Series:** 14, Winnipeg, 2016 final.  
**Most, Team, Game:** 5, several.  
**Fewest, Team, Playoffs:** 1, Grand Prairie, 2013.  
**Fewest, Team, Series:** 1, several.  
**Most, Batter, Playoffs:** 6, Adam Heisler, Winnipeg, 2016.  
**Most, Batter, Series:** 4, Adam Heisler, Winnipeg; 2016 final; Ronnie Bourquin, St. Paul, 2011 semifinal and Jon Weber, Winnipeg, 2011 semifinal.  
**Most, Player, Game:** 2, several.

### Triples

**Most, Team, Playoffs:** 6, Wichita, 2013.  
**Most, Team, Series:** 5, Wichita, 2013 semifinal.  
**Most, Team, Game:** 4, Wichita, September 6, 2013.  
**Fewest, Team, Playoffs:** 0, several.  
**Fewest, Team, Series:** 0, several.



**Most, Batter, Playoffs:** 3, Richard Prigatano, Wichita, 2017 and Brent Clevlen, Wichita, 2013.

**Most, Batter, Series:** 3, Richard Prigatano, Wichita, 2017 semifinal.

**Most, Player, Game:** 2, Richard Prigatano, Wichita, September 9, 2017.

#### Home Runs

**Most, Team, Playoffs:** 10, Winnipeg, 2017; Wichita, 2012 and St. Paul, 2011.

**Most, Team, Series:** 9, Lincoln, 2017 semifinal and Winnipeg, 2017 final.

**Most, Team, Game:** 5, Lincoln, September 10, 2017 and Wichita, September 6 2012.

**Fewest, Team, Playoffs:** 0, Gary, 2018; Gary, 2013 and Grand Prairie, 2013.

**Fewest, Team, Series:** 0, several.

**Most, Batter, Playoffs:** 3, several.

**Most, Batter, Series:** 3, Joe Robbins, Lincoln, 2017 semifinal and Reggie Abercrombie, Winnipeg, 2016 final.

**Most, Player, Game:** 2, several.

#### Runs Batted In

**Most, Team, Playoffs:** 57, Winnipeg, 2017.

**Most, Team, Series:** 37, Winnipeg, 2017 final.

**Most, Team, Game:** 18, Winnipeg, September 19, 2017.

**Fewest, Team, Playoffs:** 0, Grand Prairie, 2013.

**Fewest, Team, Series:** 0, Grand Prairie, 2013 semifinal.

**Most, Batter, Playoffs:** 11, Richard Prigatano, Wichita, 2017 and Reggie Abercrombie, Winnipeg, 2016.

**Most, Batter, Series:** 9, Reggie Abercrombie, Winnipeg, 2016 final.

**Most, Player, Game:** 7, Brandon Jacobs, Lincoln, September 7, 2017 and Reggie Abercrombie, Winnipeg, September 16, 2016.

#### Walks

**Most, Team, Playoffs:** 51, Sioux City, 2019.

**Most, Team, Series:** 29, Lincoln, 2009 final.

**Most, Team, Game:** 12, Lincoln, September 11, 2009.

**Fewest, Team, Playoffs:** 6, Gary, 2017.

**Fewest, Team, Series:** 6, Gary, 2017 semifinal; Winnipeg, 2012 final and Sioux Falls, 2010 final.

**Most, Batter, Playoffs:** 11, Rafael Alvarez, Lincoln, 2009.

**Most, Batter, Series:** 7, Chris Jacobs, Fargo, 2019 semifinal and Rafael Alvarez, Lincoln, 2009 final.

**Most, Player, Game:** 3, several.

#### Strikeouts

**Most, Team, Playoffs:** 87, Lincoln, 2009.

**Most, Team, Series:** 56, St. Paul, 2016 semifinal.

**Most, Team, Game:** 17, Wichita, September 18, 2017.

**Fewest, Team, Playoffs:** 19, Wichita, 2011.

**Fewest, Team, Series:** 13, Wichita, 2013 semifinal.

**Most, Batter, Playoffs:** 16, Jacob Morris, Wichita, 2017 and Argelis Nunez, Lincoln, 2009.

**Most, Batter, Series:** 11, Joe Becht, Fargo, 2019 semifinal and Jacob Morris, Wichita, 2017 final.

**Most, Player, Game:** 5, Matt Chavez, September 7, 2016.

#### Stolen Bases

**Most, Team, Playoffs:** 17, Lincoln, 2009.

**Most, Team, Series:** 13, Lincoln, 2009 final.

**Most, Team, Game:** 7, Lincoln, September 11, 2009.

**Fewest, Team, Playoffs:** 0, Sioux City, 2016 and Laredo, 2012.

**Fewest, Team, Series:** 0, several.

**Most, Runner, Playoffs:** 6, Bryan Sabatella, Shreveport, 2010.

**Most, Runner, Series:** 4, Bryan Sabatella, Shreveport, 2010 semifinal.

**Most, Runner, Game:** 3, Reggie Abercrombie, Winnipeg, September 3, 2014.

#### Caught Stealing

**Most, Team, Playoffs:** 6, Wichita, 2016; Wichita, 2014 and Wichita, 2013.

**Most, Team, Series:** 5, Wichita, 2014 semifinal.

**Most, Team, Game:** 2, several.

**Fewest, Team, Playoffs:** 0, several.

**Fewest, Team, Series:** 0, several.

**Most, Runner, Playoffs:** 4, Kevin Reynolds, Pensacola, 2009.

**Most, Runner, Series:** 3, John Rodriguez, Wichita, 2013 semifinal.

**Most, Runner, Game:** 2, Nick Van Stratten, Wichita, September 7, 2016 and John Rodriguez, Wichita, September 4, 2013.

#### Left on Base

**Most, Team, Game:** 16, Wichita, September 18, 2017.

### Pitching - Regular Season

#### Games

**Most, Pitcher, Season:** 60, Jack Charleston, Winnipeg, 2018.

#### Games Started

**Most, Pitcher, Season:** 25, Charle Rosario, Gary SouthShore/Winnipeg, 2017 and Alex Gunn, Gary SouthShore, 2017.

#### Games Finished

**Most, Pitcher, Season:** 48, Marshall Schuler, Lincoln, 2014.

#### Complete Games

**Most, Team, Season:** 16, Fort Worth, 2007.

**Fewest, Team, Season:** 0, Sioux Falls, 2018 and Texas, 2018.

**Most, Pitcher, Season:** 7, Mark Hamburger, St. Paul, 2016; Mark Hamburger, St. Paul, 2017.

#### Shutouts

**Most, Pitcher, Season:** 4, Jeff Blitstein, Lincoln, 2006.

#### Innings Pitched

**Most, Team, Season:** 904.0, Amarillo, 2012.

**Fewest, Team, Season:** 775.1, Coastal Bend, 2007.

**Most, Team, Game:** 18, Sioux Falls and Winnipeg, July 10, 2018.

**Most, Pitcher, Season:** 172.0, Mark Hamburger, St. Paul, 2017.

**Most, Pitcher, Game:** 10, several.

#### Earned-Run Average

**Lowest, Team, Season:** 3.04, Sioux City, 2015.

**Highest, Team, Season:** 7.21, El Paso, 2011.

**Lowest, Pitcher, Season:** 1.75, Kyle Middleton, Pensacola, 2009.

#### Wins

**Most, Pitcher, Season:** 15, Josh Lowey, Wichita, 2012; Patrick Johnson, Sioux City, 2015; and Kramer Sneed, St. Paul, 2015.

#### Losses

**Most, Pitcher, Season:** 13, Jeremy Strawn, Kansas City/Sioux Falls, 2015 and Zech Lemond, Texas, 2019.

#### Saves

**Most, Team, Season:** 37, Wichita, 2018.

**Fewest, Team, Season:** 10, St. Joe, 2007.

**Most, Pitcher, Season:** 34, Marshall Schuler, Gary SouthShore, 2014.

#### Hits Allowed

**Most, Team, Season:** 1209, El Paso, 2011.

**Fewest, Team, Season:** 750, Sioux City, 2015.

**Most, Team, Game:** 28, Shreveport, August 1, 2007; El Paso, July 4, 2010 and Gary, July 16, 2015.

**Most, Pitcher, Season:** 194, Kyle Ruwe, Sioux Falls, 2014.



**Most, Pitcher, Game:** 23, Andrew Romo, Amarillo, August 8, 2013.  
**Most, Pitcher, Inning:** 10, Kyle Ruwe, Sioux Falls, June 13, 2014.

**At-Bats Faced**

**Most, Team, Season:** 3,564, Shreveport-Bossier, 2011.  
**Fewest, Team, Season:** 3,074, Wichita, 2008.  
**Most, Pitcher, Season:** 680, Mark Hamburger, St. Paul, 2017.  
**Most, Team, Game:** 67, Lincoln, May 16, 2014 and Winnipeg, July 10, 2018.

**Batters Faced**

**Most, Team, Season:** 4,300, El Paso, 2011.  
**Fewest, Team, Season:** 3,481, Shreveport, 2006.  
**Most, Pitcher, Season:** 732, Mark Hamburger, St. Paul, 2017.

**Runs Allowed**

**Most, Team, Season:** 815, El Paso, 2011.  
**Fewest, Team, Season:** 344, Sioux City, 2015.  
**Most, Team, Game:** 26, Shreveport, August 22, 2008.  
**Most, Both Teams, Game:** 45, Shreveport (24) vs. El Paso (21), July 4, 2010.  
**Most, Team, Inning:** 12, Sioux City, July 28, 2007.  
**Most, Pitcher, Season:** 101, Adam Champion, Sioux Falls, 2013, and Kyle Ruwe, Sioux Falls, 2014.  
**Most, Pitcher, Game:** 19, Andrew Romo, Amarillo, August 8, 2013.  
**Most, Pitcher, Inning:** 10, Justin Lord, St. Paul, June 17, 2008.

**Earned Runs Allowed**

**Most, Team, Season:** 706, El Paso, 2011.  
**Fewest, Team, Season:** 301, Sioux City, 2015.  
**Most, Team, Game:** 24, Shreveport, August 22, 2008 and Shreveport, July 4, 2010.  
**Most, Team, Inning:** 12, Sioux City, July 28, 2007.  
**Most, Pitcher, Season:** 101, Adam Champion, Sioux Falls, 2013.  
**Most, Pitcher, Game:** 17, Andrew Romo, Amarillo, August 8, 2013.  
**Most, Pitcher, Inning:** 13, Kyle Ruwe, Sioux Falls, June 13, 2013.

**Home Runs Allowed**

**Most, Team, Season:** 111, Sioux Falls, 2019.  
**Fewest, Team, Season:** 38, El Paso, 2007 and Wichita, 2009.  
**Most, Team, Game:** 7, Sioux City, July 3, 2010 and Fargo-Moorhead, August 29, 2019.  
**Most, Team, Inning:** 5, Lincoln, May 20, 2013.  
**Most, Pitcher, Season:** 25, Ben Moore, Sioux Falls, 2009.  
**Most, Pitcher, Game:** 5, Mike Meyer, St. Paul, July 30, 2006 and Jeff Blitstein, St. Paul, August 20, 2008.  
**Most, Pitcher, Inning:** 4, Robert Coe, St. Paul, July 17, 2017.

**Grand Slams Allowed**

**Most, Team, Season:** 6, St. Paul, 2019.  
**Most, Team, Game:** 2, Sioux Falls, August 21, 2007 and Lincoln, May 13, 2010.  
**Most, Pitcher, Season:** 3, Eddie Medina, St. Paul, 2019.

**Doubles Allowed**

**Most, Team, Season:** 246, Shreveport, 2011.  
**Fewest, Team, Season:** 121, Sioux City, 2015 and Fargo-Moorhead, 2018.

**Triples Allowed**

**Most, Team, Season:** 47, Amarillo, 2011.  
**Fewest, Team, Season:** 7, St. Paul, 2016.

**Sacrifice Hits Allowed**

**Most, Team, Season:** 51, Wichita, 2008.  
**Fewest, Team, Season:** 14, Sioux Falls, 2018.  
**Most, Pitcher, Season:** 12, Jack Frawley, Fargo-Moorhead/Gary SouthShore, 2011.

**Sacrifice Flies Allowed**

**Most, Team, Season:** 63, Texas, 2018.

**Fewest, Team, Season:** 15, Lincoln, 2006.  
**Most, Pitcher, Season:** 10, several.

**Hit by Pitch Allowed**

**Most, Team, Season:** 79, El Paso, 2013.  
**Fewest, Team, Season:** 25, Gary SouthShore, 2017.  
**Most, Team, Game:** 6, Sioux Falls, May 24, 2006; El Paso, June 26, 2011; and El Paso, July 4, 2012.  
**Most, Team, Inning:** 4, Sioux Falls, June 6, 2019.  
**Most, Pitcher, Season:** 18, Jesen Merle, St. Joe, 2006.  
**Most, Pitcher, Game:** 5, Ryan Zimmerman, St. Paul, July 12, 2017 and Trevor Simms, Chicago, July 22, 2018.  
**Most, Pitcher, Inning:** 4, Ryan Flores, Sioux Falls, June 6, 2019.

**Walks Allowed**

**Most, Team, Season:** 531, Texas, 2018.  
**Fewest, Team, Season:** 227, Gary, 2018.  
**Most, Team, Game:** 18, Lincoln, August 15, 2010.  
**Most, Team, Inning:** 7, Texas, June 30, 2019 and August 24, 2019  
**Most, Pitcher, Season:** 82, Trevor Fox, Sioux City, 2009 and Shaun Ellis, El Paso, 2010.  
**Most, Pitcher, Game:** 11, Cody Scarpetta, Fargo-Moorhead, July 16, 2016.

**Intentional Walks Issued**

**Most, Team, Season:** 39, St. Paul, 2011.  
**Fewest, Team, Season:** 2, Texas, 2017, Gary, 2018 and Fargo-Moorhead, 2019.  
**Most, Team, Game:** 4, Kansas City, September 2, 2018.  
**Most, Pitcher, Season:** 10, Matt Long, St. Paul, 2011.  
**Most, Pitcher, Game:** 3, Dan Valentin, Fort Worth, July 1, 2007.

**Strikeouts**

**Most, Team, Season:** 897, Kansas City, 2017.  
**Fewest, Team, Season:** 479, Wichita, 2008.  
**Most, Team, Game:** 24, Kansas City vs. Wichita, June 6, 2017.  
**Most, Pitcher, Season:** 167, Tyler Alexander, Fargo-Moorhead, 2017.  
**Most, Pitcher, Game:** 17, several.

**Wild Pitches**

**Most, Team, Season:** 114, Lincoln, 2010.  
**Fewest, Team, Season:** 26, Sioux City, 2011.  
**Most, Team, Game:** 9, Texas, July 8, 2019.  
**Most, Pitcher, Season:** 26, Jim Paduch, Lincoln, 2010.  
**Most, Pitcher, Game:** 6, Erik Manoah, Texas, July 8, 2019.

**Opponents' Batting Average**

**Highest, Team, Season:** .328, El Paso, 2011.  
**Lowest, Team, Season:** .229, Sioux City, 2015.  
**Highest, Pitcher, Season:** .370, David McWatters, El Paso, 2006.  
**Lowest, Pitcher, Season:** .190, Ryan Zimmerman, Sioux City, 2015.

**Balks**

**Most, Team, Season:** 14, Pensacola, 2009.  
**Fewest, Team, Season:** 0, several.  
**Most, Team, Game:** 3, several.  
**Most, Pitcher, Season:** 6, Hunter Davis, Pensacola, 2009.  
**Most, Pitcher, Game:** 3, several.

**No-Hitters**

Pitcher	Team	Date	Opponent
Joel Kirsten	Fort Worth	August 21, 2006	El Paso
Will Savage	Wichita	June 23, 2009	Sioux City
Jarrett Gardner	Lincoln	June 25, 2009	El Paso
Karl Triana	Gary SouthShore	June 2, 2016	Kansas City



Matt Sergey	Kansas City	July 27, 2017	Texas
Eddie Medina	St. Paul	May 31, 2019	Cleburne

## Pitching - Playoffs (since 2009)

### Games

**Most, Team, Playoffs:** 10, Winnipeg, 2016.

**Fewest, Team, Playoffs:** 3, several.

**Most, Pitcher, Playoffs:** 9, Victor Capellan, Winnipeg, 2016.

### Games Started

**Most, Pitcher, Playoffs:** 3, several.

### Complete Games

**Most, Team, Playoffs:** 1, several.

**Most, Team, Series:** 1, several.

**Most, Pitcher, Playoffs:** 1, several.

**Most, Pitcher, Series:** 1, several.

### Innings Pitched

**Most, Team, Playoffs:** 92.1, St. Paul, 2011.

**Fewest, Team, Playoffs:** 26.0, Gary, 2017; Fargo, 2012 and Laredo, 2012.

**Most, Team, Series:** 52.0, Winnipeg, 2017 final.

**Fewest, Team, Series:** 25, Sioux Falls, 2010 final.

**Most, Pitcher, Playoffs:** 23.0, Tommy Collier, Kansas City, 2018.

**Most, Pitcher, Series:** 15.1, Mark Hamburger, St. Paul, 2016 semifinal.

### Earned-Run Average

**Lowest, Team, Playoffs:** 2.46, Winnipeg, 2012.

**Highest, Team, Playoffs:** 8.49, Sioux City, 2016.

**Lowest, Team, Series:** 0.00, Wichita, 2013 semifinal.

**Highest, Team, Series:** 8.65, Lincoln, 2014 final.

**Lowest, Pitcher, Playoffs:** 0.00, several.

**Lowest, Pitcher, Series:** 0.00, several.

### Wins

**Most, Team, Playoffs:** 6, several.

**Most, Pitcher, Playoffs:** 3, Jordan Jess, St. Paul, 2019; Edwin Carl, Winnipeg, 2016 and Jim Paduch, Lincoln, 2009.

**Most, Pitcher, Series:** 2, several.

### Losses

**Most, Pitcher, Playoffs:** 2, several.

**Most, Pitcher, Series:** 2, Adam Daniels, Lincoln, 2009 final, Kieran Mattison, Pensacola, 2009 final and Tyler Herron, 2020 final (best-of-7).

### Saves

**Most, Team, Playoffs:** 5, Laredo, 2015.

**Most, Team, Series:** 3, several.

**Most, Pitcher, Playoffs:** 5, John Brebbia, Laredo, 2015.

**Most, Pitcher, Series:** 3, several.

### Hits Allowed

**Most, Team, Playoffs:** 105, St. Paul, 2011.

**Fewest, Team, Playoffs:** 24, Fargo, 2012.

**Most, Team, Series:** 59, Wichita, 2017 final.

**Fewest, Team, Series:** 12, Wichita, 2013 semifinal.

**Most, Team, Game:** 20, St. Paul, September 11, 2018.

**Fewest, Team, Game:** 3, Gary, September 6, 2013 and Wichita, September 6, 2013.

**Most, Pitcher, Playoffs:** 24, Joe Bisenius, Lincoln, 2014.

**Most, Pitcher, Series:** 21, Lee Gwaltney, Fort Worth, 2009 semifinal.

**Most, Pitcher, Game:** 13, Jarrett Gardner, Lincoln, September 1, 2009.

### Runs Allowed

**Most, Team, Playoffs:** 51, Winnipeg, 2017.

**Fewest, Team, Playoffs:** 10, Lincoln, 2010.

**Most, Team, Series:** 39, Wichita, 2017 final.

**Fewest, Team, Series:** 0, Wichita, 2013 semifinal.

**Most, Team, Game:** 18, Wichita, September 19, 2017.

**Most, Pitcher, Playoffs:** 14, Alex Boshers, Wichita, 2017.

**Most, Pitcher, Series:** 12, Alex Boshers, Wichita, 2017 final.

**Most, Pitcher, Game:** 9, Tyler Herron, Sioux Falls, September 12, 2020; Marquis Fleming, Lincoln, September 10, 2014 and Chris Chavez, Laredo, September 6, 2012.

### Earned Runs Allowed

**Most, Team, Playoffs:** 48, Winnipeg, 2017.

**Fewest, Team, Playoffs:** 10, Lincoln, 2010.

**Most, Team, Series:** 35, Wichita, 2017 final.

**Fewest, Team, Series:** 0, Wichita, 2013 semifinal.

**Most, Team, Game:** 18, Wichita, September 19, 2017.

**Most, Pitcher, Playoffs:** 14, Alex Boshers, Wichita, 2017.

**Most, Pitcher, Series:** 12, Tyler Herron, Sioux Falls, 2020 final (best-of-7) and Alex Boshers, Wichita, 2017 final.

**Most, Pitcher, Game:** 9, Tyler Herron, Sioux Falls, September 12, 2020; 9, Marquis Fleming, Lincoln, September 10, 2014 and Chris Chavez, Laredo, September 6, 2012.

### Walks Allowed

**Most, Team, Playoffs:** 46, Pensacola, 2009.

**Fewest, Team, Playoffs:** 6, Fargo, 2012.

**Most, Team, Series:** 29, Pensacola, 2009 final.

**Fewest, Team, Series:** 6, Wichita, 2017 semifinal; Fargo, 2012 semifinal and Shreveport, 2010 final.

**Most, Team, Game:** 12, Pensacola, September 11, 2009.

**Most, Pitcher, Playoffs:** 12, Joe Bisenius, Lincoln, 2014 and Kieran Mattison, Pensacola, 2009.

**Most, Pitcher, Series:** 9, Nic Singleton, Wichita, 2011 semifinal.

**Most, Pitcher, Game:** 7, Marquis Fleming, Lincoln, September 10, 2014.

### Strikeouts

**Most, Team, Playoffs:** 99, Winnipeg, 2016.

**Fewest, Team, Playoffs:** 13, Grand Prairie, 2013.

**Most, Team, Series:** 56, Winnipeg, 2016 semifinal.

**Fewest, Team, Series:** 13, Grand Prairie, 2013 semifinal.

**Most, Team, Game:** 17, Winnipeg, September 18, 2017.

**Most, Pitcher, Playoffs:** 23, Joe Bisenius, Lincoln, 2014.

**Most, Pitcher, Series:** 18, Tommy Collier, Kansas City, 2018 semifinal and Joe Bisenius, Lincoln, 2014 semifinal.

**Most, Pitcher, Game:** 13, Kramer Sneed, St. Paul, September 9, 2015.

### Home Runs Allowed

**Most, Team, Playoffs:** 12, Winnipeg, 2017.

**Fewest, Team, Playoffs:** 0, Gary, 2017; Wichita, 2013 and Fargo, 2013.

**Most, Team, Series:** 9, Wichita, 2017 final and Winnipeg, 2017 semifinal.

**Fewest, Team, Series:** 0, several.

**Most, Team, Game:** 5, Winnipeg, September 10, 2017 and Laredo, September 6, 2012.

**Most, Pitcher, Playoffs:** 5, Tyler Herron, Sioux Falls, 2020 (best-of-7); Kevin McGovern, Winnipeg, 2017 and Chris Chavez, Laredo, 2012.

**Most, Pitcher, Series:** 5, Tyler Herron, Sioux Falls, 2020 final (best-of-7) and Chris Chavez, Laredo, 2012 semifinal.

**Most, Pitcher, Game:** 5, Chris Chavez, Laredo, September 6, 2012.



## AMERICAN ASSOCIATION CAREER RECORDS

Hits			
1	<b>Reggie Abercrombie</b>	Sioux Falls (2010-13), Winnipeg (2014-19)	966
2	<b>David Espinosa</b>	Grand Prairie (2008-11), Lincoln (2012-13), Kansas City (2014), Wichita (2014-15), St. Paul (2015)	801
3	<b>Maikol Gonzalez</b>	El Paso (2011-13), Lincoln (2014), Joplin (2015), Winnipeg (2016), Cleburne (2017), Fargo-Moorhead (2018)	780
4	<b>Josh Mazzola</b>	Winnipeg (2012-15, 2018), Fargo-Moorhead (2016-17), Lincoln (2019)	755
5	<b>John Allen</b>	Fort Worth (2007-11), Laredo (2012-13)	734
6	<b>Curt Smith</b>	Lincoln (2011, 2013, 2015-19)	701

Runs			
1	<b>Reggie Abercrombie</b>	Sioux Falls (2010-13), Winnipeg (2014-19)	563
2	<b>David Espinosa</b>	Grand Prairie (2008-11), Lincoln (2012-13), Kansas City (2014), Wichita (2014-15), St. Paul (2015)	529
3	<b>Maikol Gonzalez</b>	El Paso (2011-13), Lincoln (2014), Joplin (2015), Winnipeg (2016), Cleburne (2017), Fargo-Moorhead (2018)	470
4	<b>Josh Mazzola</b>	Winnipeg (2012-15, 2018), Fargo-Moorhead (2016-17), Lincoln (2019)	459
5	<b>Michael Lang</b>	Sioux City (2012, 2014-19), St. Paul (2019)	458
6	<b>Zach Penprase</b>	Fargo-Moorhead (2011-15)	380

Doubles			
1	<b>John Allen</b>	Fort Worth (2007-11), Laredo (2012-13)	164
2	<b>Josh Mazzola</b>	Winnipeg (2012-15, 2018), Fargo-Moorhead (2016-17), Lincoln (2019)	155
3	<b>Andres Rodriguez</b>	Shreveport (2009-11), Grand Prairie (2012-14), Amarillo (2014)	148
4	<b>Reggie Abercrombie</b>	Sioux Falls (2010-13), Winnipeg (2014-19)	145
5	<b>Jorge Alvarez</b>	El Paso (2006-09), Shreveport (2009-10), Grand Prairie (2012)	134
6	<b>Brent Clevlen</b>	Wichita (2011, 2013-17)	132

Triples			
1	<b>David Espinosa</b>	Grand Prairie (2008-11), Lincoln (2012-13), Kansas City (2014), Wichita (2014-15), St. Paul (2015)	46
2	<b>Mike Massaro</b>	Gary SouthShore (2011-13)	45
3	<b>Michael Lang</b>	Sioux City (2012, 2014-19), St. Paul (2019)	36
4	<b>Keanon Simon</b>	Kansas City (2011), Grand Prairie (2012-13)	29
5	<b>Mike Conroy</b>	Grand Prairie (2008-09), Wichita (2011-12)	28
6	<b>Maikol Gonzalez</b>	El Paso (2011-13), Lincoln (2014), Joplin (2015), Winnipeg (2016), Cleburne (2017), Fargo-Moorhead (2018)	26
	<b>Nick Van Stratten</b>	Sioux Falls (2013), Laredo (2014), Wichita (2015-16), Cleburne (2017)	26

Home Runs			
1	<b>Reggie Abercrombie</b>	Sioux Falls (2010-13), Winnipeg (2014-19)	146
2	<b>Josh Mazzola</b>	Winnipeg (2012-15, 2018), Fargo-Moorhead (2016-17), Lincoln (2019)	130
3	<b>John Allen</b>	Fort Worth (2007-11), Laredo (2012-13)	87
4	<b>Curt Smith</b>	Lincoln (2011, 2013, 2015-19)	86
5	<b>Ray Sadler</b>	Kansas City (2011-14), Winnipeg (2013-14)	77
6	<b>Brandon Sing</b>	Pensacola (2008), Sioux Falls (2010-11)	73

Runs Batted In			
1	<b>Reggie Abercrombie</b>	Sioux Falls (2010-13), Winnipeg (2014-19)	606
2	<b>Josh Mazzola</b>	Winnipeg (2012-15, 2018), Fargo-Moorhead (2016-17), Lincoln (2019)	503
3	<b>John Allen</b>	Fort Worth (2007-11), Laredo (2012-13)	445
4	<b>Andres Rodriguez</b>	Shreveport (2009-11), Grand Prairie (2012-14), Amarillo (2014)	391
5	<b>Curt Smith</b>	Lincoln (2011, 2013, 2015-19)	390
6	<b>David Espinosa</b>	Grand Prairie (2008-11), Lincoln (2012-13), Kansas City (2014), Wichita (2014-15), St. Paul (2015)	346

Stolen Bases			
1	<b>Maikol Gonzalez</b>	El Paso (2011-13), Lincoln (2014), Joplin (2015), Winnipeg (2016), Cleburne (2017), Fargo-Moorhead (2018)	230
2	<b>Brian Fryer</b>	Coastal Bend (2006-07), Fort Worth (2007-11)	212
3	<b>Reggie Abercrombie</b>	Sioux Falls (2010-13), Winnipeg (2014-19)	174
4	<b>Zach Penprase</b>	Fargo-Moorhead (2011-15)	169
5	<b>Michael Lang</b>	Sioux City (2012, 2014-19), St. Paul (2019)	151
6	<b>Tim Colwell</b>	Sioux City (2014-16), St. Paul (2017), Fargo (2018-19)	142

Wins			
1	<b>Ben Moore</b>	Sioux Falls (2008-11, 2013-14)	55
2	<b>Tim Brown</b>	Lincoln (2009-11), Grand Prairie (2011), Wichita (2014-17)	54
3	<b>Kevin McGovern</b>	Lincoln (2014-15), Winnipeg (2016-20), Fargo (2020)	48
4	<b>Tyler Herron</b>	Fargo-Moorhead (2012, 2015-17), Lincoln (2018), Winnipeg (2018), Sioux Falls (2019-20)	46
5	<b>Kyle Ruwe</b>	Lincoln (2006-07), Sioux Falls (2011, 2013-14), St. Paul (2012)	45
	<b>Richard Salazar</b>	Wichita (2008-09), Shreveport (2009-11), Sioux City (2011-13)	45

Losses			
1	<b>Jason Jarvis</b>	Lincoln (2008), Sioux City (2011-13), Winnipeg (2013-14), Grand Prairie (2014-15)	42
	<b>Ben Moore</b>	Sioux Falls (2008-11, 2013-14)	42
3	<b>Kevin McGovern</b>	Lincoln (2014-15), Winnipeg (2016-20), Fargo (2020)	38
4	<b>Derek Blacksher</b>	Wichita (2009, 2011-12), Grand Prairie (2013), Amarillo (2014)	33
	<b>Ty Marotz</b>	Sioux City (2006-12)	33
6	<b>Joe Bircher</b>	Sioux Falls (2014-18), Lincoln (2018)	31
	<b>Joel Kirsten</b>	Fort Worth (2006-11), Shreveport (2011)	31
	<b>Kyle Ruwe</b>	Lincoln (2006-07), Sioux Falls (2011, 2013-14), St. Paul (2012)	31

Saves			
1	<b>Victor Capellan</b>	Laredo (2014), Joplin (2015-16), Winnipeg (2016-20)	76
2	<b>Kris Regas</b>	Sioux Falls (2007-09, 2016), Kansas City (2014-15)	70
3	<b>Chris Thompson</b>	Pensacola (2007), El Paso (2008-09), Lincoln (2009-10)	65
4	<b>Josh Dew</b>	Wichita (2011-13)	56
5	<b>Marshall Schuler</b>	Gary SouthShore (2012), Grand Prairie (2013), El Paso (2013), Lincoln (2014-15)	54
6	<b>Winston Abreu</b>	Joplin (2015-16), Winnipeg (2016), Cleburne (2017)	53
	<b>Justin Dowdy</b>	Shreveport (2009), Wichita (2009-10), Grand Prairie (2012-13)	53



### Games Pitched

1	<b>Victor Capellan</b>	Laredo (2014), Joplin (2015-16), Winnipeg (2016-20)	269
2	<b>Dustin Cameron</b>	El Paso (2006-07), Pensacola (2008), Fort Worth (2009-10), Wichita (2010), Grand Prairie (2011, 2014)	220
3	<b>Mark Haynes</b>	Shreveport (2010-11), Laredo (2012-15), Amarillo (2015), Kansas City (2016), Wichita (2018)	209
4	<b>Kris Regas</b>	Sioux Falls (2007-09, 2016), Kansas City (2014-15)	201
5	<b>Chad Povich</b>	Sioux City (2010), Amarillo (2011-12), Laredo (2013-15)	200
6	<b>Cameron McVey</b>	Sioux Falls (2015), Winnipeg (2016, 2018-19), Lincoln (2017, 2019)	193

### Innings Pitched

1	<b>Ben Moore</b>	Sioux Falls (2008-11, 2013-14)	797.1
2	<b>Kevin McGovern</b>	Lincoln (2014-15), Winnipeg (2016-20), Fargo (2020)	762.0
3	<b>Tim Brown</b>	Lincoln (2009-11), Grand Prairie (2011), Wichita (2014-17)	718.0
4	<b>Joel Kirsten</b>	Fort Worth (2006-11), Shreveport (2011)	686.2
5	<b>Richard Salazar</b>	Wichita (2008-09), Shreveport (2009-11), Sioux City (2011-13)	658.1
6	<b>Kyle Ruwe</b>	Lincoln (2006-07), Sioux Falls (2011, 2013-14), St. Paul (2012)	654.2

### Walks

1	<b>Kevin McGovern</b>	Lincoln (2014-15), Winnipeg (2016-20), Fargo (2020)	253
2	<b>Robert Coe</b>	St. Paul (2011-12, 2014-16)	232
3	<b>Anthony Capra</b>	Wichita (2012-16)	211
4	<b>Richard Salazar</b>	Wichita (2008-09), Shreveport (2009-11), Sioux City (2011-13)	203
5	<b>Ty Marotz</b>	Sioux City (2006-12)	196
6	<b>Jake Laber</b>	Fargo-Moorhead (2011-14)	190
	<b>Joel Kirsten</b>	Fort Worth (2006-11), Shreveport (2011)	190

### Strikeouts

1	<b>Ben Moore</b>	Sioux Falls (2008-11, 2013-14)	701
2	<b>Kevin McGovern</b>	Lincoln (2014-15), Winnipeg (2016-20), Fargo (2020)	677
3	<b>Tyler Herron</b>	Fargo-Moorhead (2012, 2015-17), Lincoln (2018), Winnipeg (2018), Sioux Falls (2019-20)	542
4	<b>Richard Salazar</b>	Wichita (2008-09), Shreveport (2009-11), Sioux City (2011-13)	460
5	<b>Joel Kirsten</b>	Fort Worth (2006-11), Shreveport (2011)	438
6	<b>Tyler Alexander</b>	Fargo-Moorhead (2015-17)	434

## AMERICAN ASSOCIATION SINGLE-SEASON RECORDS

### Batting Average

1	<b>Blake Gailen</b>	2011	Lincoln	.406
2	<b>Beau Torbert</b>	2010	Sioux Falls	.394
3	<b>Chris Garcia</b>	2010	Shreveport	.383
4	<b>Greg Porter</b>	2010	Grand Prairie	.379
5	<b>Stephen Douglas</b>	2011	El Paso, Grand Prairie	.3782
6	<b>Pichi Balet</b>	2006	Lincoln	.3778

### Runs Scored

1	<b>Fehlandt Lentini</b>	2011	Amarillo, Winnipeg	98
2	<b>Zach Penprase</b>	2012	Fargo-Moorhead	95
	<b>Ryan Patterson</b>	2011	Wichita, Fort Worth, St. Paul	95
4	<b>Jake Kahalelio</b>	2013	Wichita	91
5	<b>Reggie Abercrombie</b>	2010	Sioux Falls	89
6	<b>Christian Stringer</b>	2017	Wichita	88
	<b>Andrew Sohn</b>	2017	Winnipeg	88
	<b>Daniel Pulfer</b>	2014	Gary SouthShore	88
	<b>Grant Richardson</b>	2008	Sioux Falls	88

### Hits

1	<b>Stephen Douglas</b>	2011	El Paso, Grand Prairie	160
2	<b>Beau Torbert</b>	2010	Sioux Falls	155
3	<b>Drew Martinez</b>	2014	Gary SouthShore	153
4	<b>Tyler Kuhn</b>	2014	Winnipeg	148
	<b>Jorge Alvarez</b>	2007	El Paso	148
6	<b>Nick Van Stratten</b>	2014	Laredo	145

### Doubles

1	<b>Jorge Alvarez</b>	2007	El Paso	43
2	<b>C.J. Retherford</b>	2014	Fargo-Moorhead	40
3	<b>Cory Patton</b>	2013	Amarillo	38
	<b>Lee Cruz</b>	2011	Amarillo	38
	<b>Stephen Douglas</b>	2011	El Paso, Grand Prairie	38
	<b>Fehlandt Lentini</b>	2011	Amarillo, Winnipeg	38
	<b>Jason Cooper</b>	2010	St. Paul	38
	<b>Beau Torbert</b>	2010	Sioux Falls	38

### Triples

1	<b>Mike Massaro</b>	2013	Gary SouthShore	17
2	<b>Mike Massaro</b>	2011	Gary SouthShore	16
	<b>Keanon Simon</b>	2011	Kansas City	16
4	<b>David Espinosa</b>	2014	Kansas City, Wichita	15
5	<b>Nick Van Stratten</b>	2013	Sioux Falls	14
6	<b>Jake Whitesides</b>	2006	St. Joe	13

### Home Runs

1	<b>Keon Barnum</b>	2019	Chicago	31
2	<b>C.J. Ziegler</b>	2013	Wichita	30
3	<b>Jabari Henry</b>	2017	Sioux Falls	29
	<b>Tim Pahuta</b>	2013	Sioux Falls	29
5	<b>Ian Gac</b>	2014	Lincoln	27
	<b>Brandon Sing</b>	2010	Sioux Falls	27



### Runs Batted In

1	<b>Cesar Nicolas</b>	2009	Grand Prairie	<b>103</b>
2	<b>Ray Sadler</b>	2011	Kansas City	<b>100</b>
	<b>Beau Torbert</b>	2010	Sioux Falls	<b>100</b>
4	<b>C.J. Ziegler</b>	2013	Wichita	<b>99</b>
5	<b>Lee Cruz</b>	2011	Amarillo	<b>94</b>
6	<b>Chase Simpson</b>	2019	Cleburne	<b>93</b>

### Stolen Bases

1	<b>Alvaro Rondon</b>	2017	Texas	<b>60</b>
2	<b>Jovanny Rosario</b>	2010	Shreveport	<b>57</b>
3	<b>Brian Fryer</b>	2008	Fort Worth	<b>50</b>
4	<b>Maikol Gonzalez</b>	2013	Lincoln	<b>47</b>
	<b>Zach Penprase</b>	2012	Fargo-Moorhead	<b>47</b>
6	<b>Maikol Gonzalez</b>	2015	Joplin	<b>46</b>

### Earned-Run Average

1	<b>Kyle Middleton</b>	2009	Pensacola	<b>1.75</b>
2	<b>Ryan Zimmerman</b>	2015	Sioux City	<b>1.80</b>
3	<b>Bennett Parry</b>	2017	Lincoln	<b>1.93</b>
4	<b>Greg Holle</b>	2015	Laredo	<b>2.00</b>
5	<b>Tyler Alexander</b>	2017	Fargo-Moorhead	<b>2.07</b>
6	<b>Patrick Johnson</b>	2015	Sioux City	<b>2.08</b>

### Wins

1	<b>Patrick Johnson</b>	2015	Sioux City	<b>15</b>
	<b>Kramer Sneed</b>	2015	St. Paul	<b>15</b>
	<b>Josh Lowey</b>	2012	Wichita	<b>15</b>
4	<b>Dustin Crenshaw</b>	2015	St. Paul	<b>14</b>
	<b>Ryan Zimmerman</b>	2015	Sioux City	<b>14</b>
	<b>Josh Rainwater</b>	2011	Grand Prairie	<b>14</b>
	<b>Pedro Flores</b>	2008	Fort Worth	<b>14</b>
	<b>Cory Walters</b>	2006	Fort Worth	<b>14</b>

### Losses

1	<b>Zech Lemond</b>	2019	Texas	<b>13</b>
	<b>Jeremy Strawn</b>	2015	Kansas City, Sioux Falls	<b>13</b>
3	9 tied with			<b>12</b>

### Saves

1	<b>Marshall Schuler</b>	2014	Lincoln	<b>34</b>
2	<b>Chris Thompson</b>	2009	El Paso, Lincoln	<b>30</b>
	<b>Kris Regas</b>	2008	Sioux Falls	<b>30</b>
4	<b>Tom Boleska</b>	2012	Fargo-Moorhead	<b>29</b>
5	<b>Geoff Broussard</b>	2019	Fargo-Moorhead	<b>28</b>
6	<b>Victor Capellan</b>	2019	Winnipeg	<b>27</b>
	<b>Daniel Tillman</b>	2018	Wichita	<b>27</b>
	<b>Josh Dew</b>	2013	Wichita	<b>27</b>
	<b>R.J. Rodriguez</b>	2013	Lincoln	<b>27</b>

### Games Pitched

1	<b>Jack Charleston</b>	2018	Winnipeg	<b>60</b>
2	<b>Brendan Lafferty</b>	2015	Winnipeg	<b>58</b>
3	<b>Jared Simon</b>	2012	Wichita	<b>57</b>
	<b>Nick Walters</b>	2012	Sioux City	<b>57</b>
5	<b>Brendan Lafferty</b>	2014	Winnipeg	<b>55</b>
	<b>Ronnie Morales</b>	2012	Grand Prairie	<b>55</b>

### Games Started

1	<b>Alex Gunn</b>	2017	Gary SouthShore	<b>25</b>
	<b>Charle Rosario</b>	2017	Gary SouthShore/Winnipeg	<b>25</b>
3	<b>Trevor Lubking</b>	2019	Gary SouthShore	<b>24</b>
	<b>Charle Rosario</b>	2016	Gary SouthShore	<b>24</b>
	<b>Adam Champion</b>	2013	Sioux Falls	<b>24</b>
5	Eight tied with			<b>23</b>

### Innings Pitched

1	<b>Mark Hamburger</b>	2017	St. Paul	<b>172.0</b>
2	<b>Charle Rosario</b>	2017	Gary SouthShore/Winnipeg	<b>158.2</b>
	<b>Mark Hamburger</b>	2016	St. Paul	<b>158.2</b>
4	<b>Charle Rosario</b>	2016	Gary SouthShore	<b>155.1</b>
	<b>Ben Moore</b>	2013	Sioux Falls	<b>155.1</b>
	<b>Kyle Ruwe</b>	2013	Sioux Falls	<b>155.1</b>

### Walks

1	<b>Shaun Ellis</b>	2010	El Paso	<b>82</b>
	<b>Trevor Fox</b>	2009	Sioux City	<b>82</b>
3	<b>Tyler Pearson</b>	2015	Amarillo, Sioux Falls	<b>76</b>
4	<b>Tyler Pearson</b>	2014	Laredo	<b>72</b>
	<b>Junior Guerra</b>	2011	Wichita	<b>72</b>
6	<b>Osvaldo Rodriguez</b>	2011	Shreveport	<b>71</b>

### Strikeouts

1	<b>Tyler Alexander</b>	2017	Fargo-Moorhead	<b>167</b>
2	<b>Brandon Mann</b>	2015	Fargo-Moorhead	<b>157</b>
3	<b>Tyler Alexander</b>	2016	Fargo-Moorhead	<b>156</b>
4	<b>Ben Moore</b>	2011	Sioux Falls	<b>144</b>
5	<b>Tommy Collier</b>	2018	Kansas City	<b>140</b>
6	<b>Austin Wright</b>	2019	Chicago	<b>135</b>



# YEAR-BY-YEAR RESULTS

Year	Record	Place	League	Playoffs
2002*	35-55	5th (South Division)	Northern League	<i>Did not qualify</i>
2003	36-54	5th (North Division)	Northern League	<i>Did not qualify</i>
2004	31-65	5th (North Division)	Northern League	<i>Did not qualify</i>
2005	54-42	2nd (South Division)	Northern League	<b><i>Defeated Fargo-Moorhead, 3-2, in Championship Series</i></b>
2006	51-46	1st (South Division)	Northern League	<i>Defeated by Fargo-Moorhead, 3-1, in Championship Series</i>
2007	58-38	1st (South Division)	Northern League	<b><i>Defeated Calgary, 3-2, in Championship Series</i></b>
2008	56-40	2nd in League	Northern League	<i>Defeated by Kansas City, 3-1, in Championship Series</i>
2009	57-39	1st in League	Northern League	<i>Defeated by Fargo-Moorhead, 3-1, in Championship Series</i>
2010	52-48	4th in League	Northern League	<i>First round knock out</i>
2011	54-46	2nd (Central Division)	American Association	<i>Did not qualify</i>
2012	50-50	3rd (Central Division)	American Association	<i>Did not qualify</i>
2013	58-41	2nd (Central Division)	American Association	<b><i>Defeated Wichita 3-1, in Championship Series</i></b>
2014	53-47	2nd (Central Division)	American Association	<i>Did not qualify</i>
2015	45-55	3rd (Central Division)	American Association	<i>Did not qualify</i>
2016	52-48	2nd (Central Division)	American Association	<i>Did not qualify</i>
2017	57-43	2nd (Central Division)	American Association	<i>Defeated by Wichita, 3-0, in League Seminals</i>
2018	59-41	1st (North Division)	American Association	<i>Defeated by St. Paul, 3-1, in North Division Series</i>
2019	40-59	5th (North Division)	American Association	<i>Did not qualify</i>

\* All games played on road



# AWARDS

## League Championships

2005, 2007 (Northern League)

2013 (American Association)

## League Championship Series Appearances

2005, 2006, 2007, 2008, 2009, 2010 (Northern League)

2013 (American Association)

## Playoff Appearances

2005, 2006, 2007, 2008, 2009, 2010 (Northern League)

2013 (American Association)

## League Division Championships

2005, 2006, 2007 (Northern League)

2018 (American Association)

2018 (American Association)

## League Manager of the Year

Joe Calfapietra - 2002 (Northern League)

Greg Tagert - 2007, 2009 (Northern League)

2016 (American Association)

## League Player of the Year

Tanner Townsend — 2008 (Northern League)

## League Pitcher of the Year

Willie Glen — 2007 & 2010 (Northern League)

Jeremy Plexico — 2008 (Northern League)

## League Relief Pitcher of the Year

Andy Shipman — 2010 (American Association)

## League Rookie Pitcher of the Year

Quintin Oldenburg — 2005 (Northern League)

## League Rookie of the Year

Mike Rohde — 2008 (Northern League)

Colin Willis — 2017 (American Association)

## League Defensive Player of the Year

Jose Gonzalez — 2016 (American Association)

## League Championship Series MVP

Anthony Iapoce — 2005 (Northern League)

Willie Glen — 2007 (Northern League)

Adam Klein — 2013 (American Association)

## Post-Season All-Stars

Year	Player	League
2002	Francisco Matos, 2B	Northern League
2003	Wes Chamberlain, 1B	Northern League
2006	Kris Regas, RP	Northern League
2007	Willie Glen, SP	Northern League
2007	Josh Habel, SP	Northern League
2008	Jay Pecci, SS	Northern League
2008	Tanner Townsend, 3B	Northern League
2008	Jeremy Plexico, SP	Northern League
2009	Tony Cogan, SP	Northern League
2010	Willie Glen, SP	Northern League
2011	Brad Boyer, 2B	American Association
2014	Drew Martinez, OF	American Association

## Mid-Season All-Stars

Year	Player	League
2002	Francisco Matos, 2B	Northern League
2002	Carlos Pagan, C	Northern League
2003	Billy Brown, OF	Northern League
2003	Wes Chamberlain, 1B	Northern League
2003	Rene Pinto, C	Northern League
2004	Rich Rodrigues, C	Northern League
2005	Jason Colson, 1B	Northern League
2005	Curt Lee, 2B	Northern League
2005	Quintin Oldenburg, SP	Northern League
2006	Chris Curry, C	Northern League
2006	Willie Glen, P	Northern League
2006	Travis Kerber, P	Northern League
2006	Jay Pecci, SS	Northern League
2007	Willie Glen, P	Northern League
2007	Jay Pecci, SS	Northern League
2007	Nate Price, OF	Northern League
2007	Tanner Townsend, 3B	Northern League
2007	Jose Yopez, C	Northern League
2007	Chad Blackwell, P	Northern League
2007	Tony Cogan, P	Northern League
2007	Josh Habel, P	Northern League
2007	Eric McNamee, 2B	Northern League
2008	Rob Marconi, OF	Northern League
2008	Eric McNamee, 2B	Northern League
2008	Jay Pecci, SS	Northern League
2008	Jeremy Plexico, SP	Northern League
2008	Tanner Townsend, 3B	Northern League
2008	Nate Hoelscher, RP	Northern League
2008	Mike Rohde, 1B	Northern League
2008	Kai Tuomi, SP	Northern League
2008	Brett Wallace, C	Northern League
2009	Steve Haake, OF	Northern League
2009	Tony Cogan, P	Northern League
2009	Eddie De La Cruz, P	Northern League
2009	Mike Massaro, OF	Northern League
2009	Eric McNamee, 2B	Northern League
2009	Jay Pecci, SS	Northern League
2009	Andy Shipman, P	Northern League
2009	Edwin Walker, P	Northern League
2010	Willie Glen, P	Northern League
2010	Andy Shipman, P	Northern League
2014	Zac Mitchell, 2B	American Association
2014	Daniel Pulfer, 3B	American Association
2014	Drew Martinez, OF	American Association
2014	Craig Maddox, C	American Association
2014	Dustin Crenshaw, P	American Association
2016	Jose Gonzalez, C	American Association
2016	Charle Rosario, P	American Association
2017	Ryan Fitzgerald, SS	American Association
2017	Charle Rosario, P	American Association

# CAREER HITTING LEADERS (MINIMUM 200 GAMES)

GAMES			HITS			BATTING AVERAGE		
1)	Jay Pecci, 2005-10	513	1)	Mike Massaro, 2009-13	624	1)	Mike Massaro, 2009-13	.317
2)	Mike Massaro, 2009-13	483	2)	Jay Pecci, 2005-10	548	2)	Drew Martinez, 2013-15	.313
3)	Mike Rohde, 2008-12	452	3)	Steve Haake, 2005-09	466	2)	Adam Klein, 2010-13	.293
RUNS			DOUBLES			TRIPLES		
1)	Mike Massaro, 2009-13	326	1)	Steve Haake, 2005-09	115	1)	Mike Massaro, 2009-13	52
2)	Jay Pecci, 2005-10	294	2)	Mike Massaro, 2009-13	111	2)	Steve Haake, 2005-09	22
3)	Adam Klein, 2010-13	268	3)	Jay Pecci, 2005-10	94	3)	Adam Klein, 2010-13	21
HOME RUNS			RBI			WALKS		
1)	Cristan Guerrero, 2008-11	58	1)	Mike Massaro, 2009-13	285	1)	Adam Klein, 2010-13	284
2)	Tanner Townsend, 2005-08,10	45	2)	Steve Haake, 2005-09	275	2)	Eric McNamee, 2005-09	234
3)	Steve Haake, 2005-09	33	3)	Tanner Townsend, 2005-08, 10	265	3)	Steve Haake, 2005-09	233
TOTAL BASES			AT BATS			STRIKEOUTS		
1)	Mike Massaro, 2009-13	881	1)	Jay Pecci, 2005-10	1,987	1)	Steve Haake, 2005-09	361
2)	Tanner Townsend, 2005-08, 10	741	2)	Mike Massaro, 2009-13	1,964	2)	Cristan Guerrero, 2008-11	342
3)	Jay Pecci, 2005-10	740	3)	Steve Haake, 2005-09	1,696	3)	Tanner Townsend, 2005-08, 10	325
PLATE APPEARANCES			HIT BY PITCH			SACRIFICE FLIES		
1)	Jay Pecci, 2005-10	2,257	1)	Jay Pecci, 2005-10	48	1)	Jay Pecci, 2005-10	27
2)	Mike Massaro, 2009-13	2,231	2)	Chris Carrara, 2009-12	25	2)	Mike Massaro, 2009-13	24
3)	Mike Rohde, 2008-12	1,877	3)	Jose Yopez, 2005, 07	24	3)	Mike Rohde, 2008-12	22
STOLEN BASES			CAUGHT STEALING			GIDP		
1)	Steve Haake, 2005-09	103	1)	Steve Haake, 2005-09	31	1)	Eric McNamee, 2005-09	47
2)	Adam Klein, 2010-13	97	2)	Adam Klein, 2010-13	27	2)	Jay Pecci, 2005-10	41
3)	Mike Massaro, 2009-13	57	3)	Mike Massaro, 2009-13	21	3)	Cristan Guerrero, 2008-11	40
ON-BASE PERCENTAGE			SLUGGING PERCENTAGE			OPS		
1)	Adam Klein, 2010-13	.400	1)	Cristan Guerrero, 2008-11	.483	1)	Cristan Guerrero, 2008-11	.842
2)	Mike Massaro, 2009-13	.379	2)	Mike Massaro, 2009-13	.450	2)	Mike Massaro, 2009-13	.830
3)	Eric McNamee, 2005-09	.378	2)	Tanner Townsend, 2005-08	.450	2)	Tanner Townsend, 2005-08	.804




# CAREER PITCHING LEADERS (MINIMUM 50 GAMES)

GAMES			GAMES STARTED			INNINGS PITCHED		
1)	Travis Kerber, 2004-08	122	1)	Willie Glen, 2005-07, 10	86	1)	Willie Glen, 2005-07, 10	544
2)	Willie Glen, 2005-07, 10	88	2)	Charle Rosario, 2015-17	65	2)	Charle Rosario, 2015-17	410.2
3)	Benji Miller, 2002-04	84	3)	Morgan Coombs, 2012-14	60	3)	Stephen Hiscock, 2012-14	341.2
ERA			WINS			OPPONENTS AVG		
1)	Jorge De Leon, 2016-18	1.92	1)	Willie Glen, 2005-07, 10	43	1)	Jorge De Leon, 2016-18	.197
2)	Tony Cogan, 2007-09	3.03	2)	Charle Rosario, 2015-17	31	2)	Andy Shipman, 2009-11	.204
3)	Willie Glen, 2005-07, 10	3.03	3)	Josh Habel, 2006-07	20	3)	Willie Glen, 2005-07	.224
STRIKEOUTS			SAVES			COMPL ETE GAMES		
1)	Willie Glen, 2005-07, 10	494	1)	Andy Shipman, 2009-11	35	1)	Charle Rosario, 2015-17	5
2)	Charle Rosario, 2015-17	298	2)	Tony Cogan, 2007-09	25	2)	Willie Glen, 2005-07, 10	4
3)	Stephen Hiscock, 2012-14	224	3)	Jorge De Leon, 2016-18	22	2)	Alex Gunn, 2016-18	4
WALKS			SHUTOUTS			LOSSES		
1)	Willie Glen, 2005-07, 10	167	1)	Charle Rosario, 2015-17	3	1)	Morgan Coombs, 2012-14	21
2)	Charle Rosario, 2015-17	106	2)	Willie Glen, 2005-07, 10	2	1)	Travis Kerber, 2012-14	21
3)	Jason Shelley, 2006-07	95	2)	Tony Cogan, 2007-09	2	3)	Charle Rosario, 2015-17	17
HIT BATSMEN			WINNING PERCENTAGE			WILD PITCHES		
1)	Tony Cogan, 2007-09	21	1)	Willie Glen, 2005-07, 10	.796	1)	Willie Glen, 2005-07, 10	29
2)	Morgan Coombs, 2012-14	20	2)	Jorge De Leon, 2016-18	.688	2)	Travis Kerber, 2004-08	19
2)	Willie Glen, 2005-07, ,10	20	3)	Charle Rosario, 2015-17	.646	2)	Jason Sheeley, 2004-08	19
BALKS			HITS ALLOWED			RUNS ALL OWED		
1)	Willie Glen, 2005-07, 10	6	1)	Willie Glen, 2005-07, 10	456	1)	Morgan Coombs, 2012-14	217
2)	Tony O'Donnell, 2003-04	5	2)	Charle Rosario, 2015-17	406	2)	Willie Glen, 2005-07, 10	206
2)	Andy Roberts, 2015-17	4	3)	Morgan Coombs, 2012-14	388	3)	Charle Rosario, 2015-17	174
EARNED RUNS ALL OWED			HOME RUNS ALLOWED			WHIP		
1)	Morgan Coombs, 2012-14	205	1)	Morgan Coombs, 2012-14	47	1)	Andy Shipman, 2009-11	1.08
2)	Willie Glen, 2005-07, 10	183	2)	Willie Glen, 2005-07, 10	44	2)	Jorge De Leon, 2016-18	1.10
3)	Charle Rosario, 2015-17	160	3)	Alex Gunn, 2016-18	33	3)	Tony Cogan, 2007-09	1.12



# SINGLE-SEASON BATTING LEADERS

<b>GAMES</b>			<b>HITS</b>			<b>BATTING AVERAGE</b>		
1)	Adam Klein, 2010	100	1)	Drew Martinez, 2014	153	1)	Tanner Townsend, 2008	.371
1)	Mike Rohde, 2011	100	2)	Mike Massaro, 2011	142	2)	Francisco Matos, 2002	.362
1)	Mike Massaro, 2012	100	3)	Mike Massaro, 2012	135	3)	Drew Martinez, 2014	.358
<b>RUNS</b>			<b>DOUBLES</b>			<b>TRIPLES</b>		
1)	Daniel Pulfer, 2014	88	1)	Mike Rohde, 2011	32	1)	Mike Massaro, 2013	17
2)	Mike Massaro, 2012	76	2)	Mike Massaro, 2009	28	2)	Mike Massaro, 2011	16
3)	Adam Klein, 2011	75	2)	Mike Massaro, 2011	28	3)	Mike Massaro, 2012	12
<b>HOME RUNS</b>			<b>RBI</b>			<b>WALKS</b>		
1)	Cristan Guerrero, 2010	19	1)	Tanner Townsend, 2008	84	1)	Adam Klein, 2012	82
2)	Cristan Guerrero, 2008	16	2)	Cristan Guerrero, 2011	82	2)	Adam Klein, 2013	78
3)	Jermaine Swinton, 2002	15	3)	Brad Boyer, 2011	68	3)	Adam Klein, 2011	71
<b>TOTAL BASES</b>			<b>AT BATS</b>			<b>STRIKEOUTS</b>		
1)	Mike Massaro, 2011	205	1)	Drew Martinez, 2014	427	1)	Cristan Guerrero, 2013	104
2)	Drew Martinez, 2014	197	2)	Mike Massaro, 2012	415	2)	Wally Backman, 2014	101
3)	Mike Massaro, 2012	194	3)	Mike Massaro, 2011	413	3)	Cristan Guerrero, 2011	100
<b>PL ATE APPEARANCES</b>			<b>HIT BY PITCH</b>			<b>SACRIFICE FLIES</b>		
1)	Adam Klein, 2012	476	1)	Rich Rodrigues, 2004	14	1)	Frank Martinez, 2017	10
2)	Mike Massaro, 2012	469	2)	Jay Pecci, 2007	13	1)	Mike Massaro, 2012	10
3)	Mike Massaro, 2011	459	3)	Jose Yopez, 2005 & 2007	12	3)	Eric McNamee, 2008	9
<b>STOLEN BASES</b>			<b>CAUGHT STEALING</b>			<b>GIDP</b>		
1)	Billy Brown, 2003	32	1)	Billy Malone, 2002	16	1)	Andy Paz, 2018	15
2)	David Cooper, 2012	30	2)	David Cooper, 2012	12	2)	Eric McNamee, 2008	14
2)	Adam Klein, 2012	30	3)	Adam Klein, 2012	11	2)	Mike Massaro, 2010	14
<b>ON-BASE PERCENTAGE</b>			<b>SLUGGING PERCENTAGE</b>			<b>OPS</b>		
1)	Tanner Townsend, 2008	.446	1)	Tanner Townsend, 2008	.623	1)	Tanner Townsend, 2008	1.069
2)	Adam Klein, 2011	.423	2)	Brad Boyer, 2011	.538	2)	Brad Boyer, 2011	.943
3)	Adam Klein, 2013	.416	3)	Cristan Guerrero, 2011	.529	2)	Cristan Guerrero, 2008	.901



# SINGLE-SEASON PITCHING LEADERS

<b>GAMES</b>			<b>GAMES STARTED</b>			<b>INNINGS PITCHED</b>		
1)	Kris Regan, 2006	56	1)	Alex Gunn, 2017	25	1)	Charle Rosario, 2015	155.1
2)	Brandon Higelin, 2008	50	1)	Jason Shelley, 2006	25	2)	Josh Habel, 2007	155
3)	Will Krout, 2011	49	3)	Charle Rosario, 2016	24	3)	Jason Sheeley, 2006	153.2
<b>ERA</b>			<b>WINS</b>			<b>OPPONENTS AVG</b>		
1)	Myles Smith, 2018	1.36	1)	Josh Habel, 2007	12	1)	Gabe Perez, 2018	.188
2)	Jorge De Leon, 2017	1.74	1)	Willie Glen, 2007	12	2)	Kyle Lindquist, 2013	.196
3)	Adam Quintana, 2018	2.02	1)	Jason Shelley, 2006	12	3)	Tony Cogan, 2008	.201
<b>STRIKEOUTS</b>			<b>SAVES</b>			<b>COMPLETE GAMES</b>		
1)	Willie Glen, 2007	162	1)	Tony Cogan, 2007	25	1)	Charle Rosario, 2016	4
2)	Jason Sheeley, 2006	145	2)	Andy Shipman, 2010	21	2)	Alex Gunn, 2017	3
3)	Willie Glen, 2006	122	3)	Andy Loomis, 2015	19	2)	Jeff McKenzie, 2018	3
<b>WALKS</b>			<b>SHUTOUTS</b>			<b>LOSSES</b>		
1)	Scott Shaw, 2011	62	1)	Tony Cogan, 2007	2	1)	Graham Mazur, 2002	11
2)	Willie Glen, 2006	60	1)	Daniel Minor, 2017	2	1)	Tony O'Donnell, 2004	11
3)	Jason Sheeley, 2006	51	1)	Charle Rosario, 2016	2	3)	Morgan Coombs, 2007 & 2009	9
<b>HIT BATSMEN</b>			<b>WINNING PERCENTAGE</b>			<b>WILD PITCHES</b>		
1)	Jamie Bennett, 2005	15	1)	Willie Glen, 2007	.923	1)	Graham Mazur, 2002	13
2)	Tony Cogan, 2009	11	2)	Koichi Misawa, 2008	.875	2)	Jason Shelley, 2006	12
2)	Stephen Hiscock, 2002	11	3)	Willie Glen, 2010	.846	3)	Sazi Guthrie, 2003	11
<b>BALKS</b>			<b>HITS ALLOWED</b>			<b>RUNS ALLOWED</b>		
1)	Willie Glen, 2007	4	1)	Alex Gunn, 2017	182	1)	Nolan Nicholson, 2011	90
1)	Andy Roberts, 2015	4	2)	Jamie Bennett, 2005	166	2)	Morgan Coombs, 2014	88
3)	Tony O'Donnell, 2003	3	3)	Jeff McKenzie, 2018	161	3)	Tony O'Donnell, 2004	87
<b>EARNED RUNS ALL OWED</b>			<b>HOME RUNS ALLOWED</b>			<b>WHIP</b>		
1)	Morgan Coombs, 2014	85	1)	Josh Habel, 2007	19	1)	Will Krout, 2011	1.00
2)	Nolan Nicholson, 2011	83	2)	Morgan Coombs, 2012	18	2)	Andy Shipman, 2009	1.03
3)	Scott Shaw, 2011	82	2)	Willie Glen, 2006	18	2)	Jorge De Leon, 2017	1.03



# ALUMNI

## Former RailCats Signed By Major League Organizations

\* = Reached Major Leagues

<b>Player</b>	<b>Position</b>	<b>MLB Organization</b>	<b>Year</b>
Justin Craker	RHP	San Diego Padres	2002
Carlos Pagan	C	Seattle Mariners	2002
Alan Webb	LHP	San Diego Padres	2003
Jake Upwood	LHP	San Diego Padres	2003
Sazi Guthrie	RHP	San Diego Padres	2003
Tim Byrdak*	LHP	San Diego Padres	2003
Dominic Woody	C	Seattle Mariners	2004
Rich Rodrigues	C	Los Angeles Angels	2004
C.J. Medlin	C	Milwaukee Brewers	2004
Adam Shafer	RHP	Philadelphia Phillies	2005
Ben Risinger	IF	San Diego Padres	2005
P.J. Connelly	LHP	Los Angeles Angels	2005
Ivan Hernandez	RHP	New York Yankees	2006
Nathan Haynes*	OF	Anaheim Angels	2006
Todd Martin	1B/OF	Cleveland Indians	2006
Jose Yopez*	C	Seattle Mariners	2006, 2007
Chris Curry	C	Kansas City Royals	2007
Chad Blackwell	RHP	Toronto Blue Jays	2007
Willie Glen	RHP	Florida Marlins	2007
Tanner Townsend	IF	Florida Marlins	2008
Edwin Walker	LHP	New York Yankees	2009
Brad Furnish	LHP	Florida Marlins	2010
Clay Zavada	LHP	San Diego Padres	2013
Spencer Mahoney	IF	New York Yankees	2015
Anthony Cheky Jr.	OF	Arizona Diamondbacks	2015
Matt Solter	RHP	San Francisco Giants	2016
Jose Sermo	IF	Boston Red Sox	2016
Alex Gunn	LHP	Arizona Diamondbacks	2016
Christian Herstine	RHP	New York Yankees	2016
Karl Triana	RHP	Baltimore Orioles	2016
Jose Rodriguez	C	Minnesota Twins	2016
Carlos Diaz	LHP	Miami Marlins	2017
Ryan Fitzgerald	SS	Boston Red Sox	2018
Colin Willis	OF	Boston Red Sox	2019

# ALL-TIME ROSTER

## A

Adkins, James (2013)  
Akanuma, Jumpei (2019)  
Alfonso, James (2017)  
**Alkire, Jack (2021-present)**  
Allen, Chris (2012) Allensworth,  
Jermaine (2006-07) Alonso,  
Robert (2016)  
Alvarez, Tim (2005)  
Andel, Chris (2003-04) Anderson,  
John (2002)  
**Andrews, Ben (2021-present)**  
Angiel, Dustin (2017)  
Antone, Nate (2017)  
Aring, Zach (2017)  
Argento, Shaun (2003)  
Ayala, Elliott (2004)

## B

Babineau, Ryan (2012-14)  
Backman, Wally (2014)  
Baker, James (2010-11)  
Barba, Moises (2013)  
Barr, Christopher (2017)  
Bartolucci, Paul (2002, 2009)  
Battle, Howard (2003) Beachum,  
Jeff (2000-11) Beamon, Trey  
(2004)  
Bell, Kory (2004)  
Bennett, Jamie (2005)  
Bernal, Roger (2014-15) Beshears,  
Scott (2004)  
Bevis, P.J. (2008)  
Boker, John (2008)  
Biggs, Josh (2013)  
Bishop, Cody (2014)  
Black, Taylor (2016)  
Blackwell, Chad (2007)  
Blakeley, Eric (2007-08)  
Blodgett, Gavin (2019)  
Blunt, Donald (2014)  
Boker, John (2008)  
Bonilla, Clemente (2003)  
Bono, Christoph (2018)  
Booth, Steve (2006)  
Bougher, Stephen (2014)  
Bowden, Johnny (2011)  
Boxwell, Alex (2019)  
Boyer, Brad (2011)  
Bradford, Josh (2002)  
Brahney, Kevin (2014)  
Brockett, Ryan (2013-15)  
Brandt, Ryan (2006)

Breland, Jason (2002)

Brinkmann, Matt (2007-08)  
Brown, Billy (2003-04) Brown,  
Jared (2007)  
Brown, Michael (2004) Brumley,  
Logan (2014) Bruso, Greg (2005)  
Bryan, Nate (2011)  
Bryant, Kenny (2012) Burnau,  
Ryan (2006)  
Bush, Ron (2003)  
Byard, David (2007)  
Byrdak, Tim (2003)

## C

Calderon, Henry (2003) Callier,  
Jeremy (2003) Camacho, Juan  
(2004) Carey, D.K. (2018)  
Carpenter, Bubba (2002-2003)  
Carrara, Chris (2009-2012)  
Carter, Andy (2006)  
Carvallo, Felix (2019)  
**Caulfield, Phil (2021-present)**  
Castillo, Richard (2016)  
Chamberlain, Wes (2003)  
Chambers, Adron (2016) Chavez,  
Chris (2010)  
Chavez, Kyle (2017)  
Cheky, Jr., Anthony (2015-17)  
Chiaradio, Chris (2017) Cisneros,  
Josh (2003)  
Clark, Brett (2016)  
Clark, Jason (2002)  
**Clenney, Nolan (2021-present)**  
Clinton, Rickey (2003-04)  
Coffman, Cody (2012)  
Cogan, Tony (2007-09) Coleman,  
Billy (2003-04)  
Coles, Mike (2006)  
Colson, Jason (2005)  
**Comer, Cameron (2021-present)**  
Connolly, Travis (2015) Conway,  
Josh (2017)  
Cook, Aaron (2008-2010)  
**Cook, Cole (2021-present)**  
**Cooke, Billy (2021-present)**  
Coombs, Morgan (2012-14)  
Cooper, David (2012) Copeland,  
Garrett (2018) Corcino, Edgar  
(2019)  
Cortez, Sonny (2018)  
Costa, Aryton (2016)  
Coursel, Robbie (2018)  
Crenshaw, Dustin (2014) Crosby,  
Alex (2015-2019)

Cruz, Edward (2018)  
Crowell, Jim (2007)  
Cummings, Jordan (2019)  
Curry, Chris (2006)  
Czarniecki, Jordan (2009)

## D

Davidson, Tom (2004)  
Davies, Shane (2016)  
Davis, Aljay (2013)  
De Jesus, Andy (2016-2019)  
De La Cruz, Eddie (2008-09)  
De Leon, Jorge (2016-2018)  
DeLeon, Chrisitan (2019)  
De Loera, Abel (2004)  
De los Santos, Luis (2002)  
Deetjen, Tyler (2013)  
Del Valle, Jaime (2015-2017)  
Demouy, Chris (2002)  
Dent, Darrell, (2002)  
**Desai, Vaibhav (2021-present)**  
Detienne, Dave (2007)  
Devarie, Elbert (2015-16)  
DeYoung, Peter (2004)  
Diaz, Carlos (2017)  
Dickinson, Andy (2008)  
Dierks, Scoot (2004)  
Dimma, Douglas (2002)  
DiPasQuale, Quinn (2018)  
Donovan, Thomas (2002) Drage,  
Derek (2012) Drumming,  
Demetrick (2003) Dulaney, Todd  
(2010)  
Durham, Ian (2013)

## E

Eadington, Eric (2016)  
Eaton, Jake (2016)  
Edsall, Steve (2006-07)  
Edwards, Dytarious (2003)  
Edwards, Jonathan (2011)  
Einsphar, Matt (2005)  
Embry, Byron (2002-03)  
Engle, Zeb (2010)  
**Erwin, Chris (2021-present)**  
Esquer, Anthony (2008-09)

## F

Fabio, Cole (2017-2018)  
Facer, Tristan (2009)  
Falsetti, Mike (2016)  
Fischer, Jeff (2009)  
Fisher, Cody (2005)  
Fitzgerald, Ryan (2017)  
Flaherty, Tim (2003)



# ALL-TIME ROSTER (CONTINUED)

Fontana, Chuck (2013-15)	Halford, Brian (2008)	Jones, Jonathan (2015)
Fontenot, Kaleb (2019)	Halsey, Brad (2010)	<b>Jones, Raymond (2019-present)</b>
Forystek, Brian (2008)	Hamilton, Jeremy (2013)	Judge, K.C. (2012)
Fowler, Barry (2014)	Hardy, Cameron (2002)	<b>K</b>
Fowler, Jack (2017-2018)	Harris, Chase (2017)	Kadish, Ian (2014)
Franco, Christian (2003)	Harris, Tyler (2017)	Keller, Danny (2012)
Frawley, Jack (2011)	Harrison, James (2002-03)	Kent, Brian (2003)
Frendling, Neal (2006)	Hauer, Jeremy (2010-11)	Kerber, Travis (2004-08)
Fritze, Ryan (2017)	Hauser, Joe (2017)	Kindle, Jud (2005)
Fronk, Reid (2013)	Havrilak, Joey (2017) Haynes, Nathan (2006)	Kinsolving, Darin (2004-05)
Fuake, Masato (2016)	<b>Heidenfelder, Adam (2021- present)</b>	Klein, Adam (2010-13)
Furnish, Brad (2010)	Henderson, Josh (2015) Henry, Sean (2012) Hernandez, Alex (2015) Herstine, Christian (2016-2018) Herrick, Jason (2002)	Klemm, Tom (2014)
<b>G</b>	Heyne, Kyle (2009)	Klovstad, Buddy (2006)
Galbraith, Laetten (2017)	Hibbert, Matt (2015-16)	Knight, Dustin (2004) Kobernus, Kyle (2008)
Garcia, Jose (2014)	Higelin, Brandon (2008)	Kolb, Brian (2010)
<b>Garcia, Nick (2021-present)</b>	Hill, Bobby (2002)	Kovalik, John (2015-16)
Garrett, Troy (2006)	Hill, Chad (2003)	Krout, Will (2011-13)
George, Todd (2003)	Hill, Jason (2003)	Kubo, Yasutomo (2018)
Gibbons, Ethan (2014)	Hiscock, Steve (2012-14)	<b>L</b>
Gilbert, Rich (2004)	Hoelscher, Nate (2008)	Lane, Nolan (2002)
Gimenez, Wilfredo (2017-2019)	Holcombe, Jeremy (2018)	Lare, Trenton (2011)
Giulietti, James (2014)	Holland, John (2016-17)	Lee, Curt (2004-05)
Glasser, Mitch (2018)	Holleran, Garret (2008-09)	Lentini, Fehlandt (2005)
Glen, Willie (2005-07, 2010)	Hopkins, Kagen (2014)	Lewis, Jon (2008)
Gomez, Ricky (2002)	Houdek, Brian (2003-04)	Liddle, Steven (2013)
Gominsky, Justin (2014)	Howe, Matt (2004)	Liguori, Lars (2016, 2018-2019)
Gontmaher, Nick (2003)	Huffaker, Mike (2002) Humes, Adam (2014)	Liles, Nick (2013)
Gonzales, Marco (2012-13)	Huth, K.C. (2018)	Lind, Sam (2015)
Gonzalez, Fernando (2015)	<b>I</b>	Lindquist, Kyle (2013)
Gonzalez, John (2005)	Iapoce, Anthony (2004-05)	<b>Lingua, Daniel (2021-present)</b>
Gonzalez, Jose (2016-17)	Illius, John (2004)	Little, Chris (2011)
Goocher, Clint (2009)	<b>J</b>	Loomis, Andy (2014-15)
Goodman, Kris (2016-2017)	Jacobson, Kerry (2002) James, Jason (2012)	Lopez, Derek (2004-05)
Goodman, Scott (2002-03)	Jenkins, Aaron (2009) Jenkins, Brendan (2018) Jernstad, Matt (2013) Johnson, Derek (2012)	Loudon, Gary (2002)
Gordon, Derrick (2011) Graham, Ryan (2006)	Johnson, Drasen (2017)	<b>Lubking, Trevor (2019-Present)</b>
Grening, Brian (2011)	Johnson, Grant (2009) Johnson, Randy (2010)	Ludwig, Dan (2015)
<b>Griffin, David (2021-present)</b>	Johnson, Toddric (2011)	Lukanen, Chuck (2012)
Griffin, Vincent (2003)	Johnston, Andrew (2012)	<b>M</b>
Groh, Zach (2009)	Jones, Chris (2009)	Maclane, Tom (2004)
Guerrero, Cristian (2008-11)	Jones, Jon (2017)	Maddox, Craig (2011-14)
Gulbransen, Jon (2012)		Magee, Brandon (2010)
Gunn, Alex (2016-2018)		Mahan, Dallas (2003)
Guske, Brandon (2017)		Mahoney, Spencer (2015) Malone, Billy (2002-03)
Guthrie, Sazi (2003, 2006)		Marconi, Rob (2008-09)
Gutierrez, Jose (2005)		<b>Marriaga, Jesus (2021-present)</b>
<b>H</b>		Martin, Larry (2002)
Haake, Steve (2005-09)		Martin, Todd (2006)
Habel, Josh (2006-07)		Martnez, Drew (2013-15)
Haines, Kyle (2011-12)		Martinez, Frank (2016-17)
		Martinez, Hiplolito (2004)
		Martinez, Jorge (2011)



# ALL-TIME ROSTER (CONTINUED)

Schroeder, Michael (2015)

Schuler, Marshall (2012)

Scott, Bradley (2002)

**Scott, Kristian (2021-present)**

Scott, Lorenzo (2011)

Senjem, Guye (2007)

Sermo, Jose (2015-16)

Sewitt, Taylor (2013)

Shafer, Adam (2004)

Shah, Asif (2012)

Shartzler, Bryan (2004)

Shaw, Scott (2011)

Short, Baron (2011)

Shorts, Adam (2004)

Sikaras, Pete (2006)

**Silber, Cas (2021-present)**

Simon, Randall (2010)

Sinibaldi, Justin (2019)

Skyles, Matt (2004)

Sloan, Brandon (2004)

Smith, Derek (2014-15)

**Jackson Smith (2019-present)**

Smith, Myles (2018)

Smith, Sean (2012)

Smith, Tyler (2013)

Sneed, Jeff (2017-2018)

Snoadgrass, Jessie (2015)

Solis, Rene (2015)

Solter, Matt (2015)

Soria, Dan (2003-04)

Spottiswood, Billy (2013)

Staniewicz, Zach (2016)

Steele, Keaton (2018)

Stephens, Cole (2014)

Stipovich, Cole (2007)

Stone, Nathan (2005)

**Strobel, Tasker (2021-present)**

Sullivan, Tyler (2017)

Suttle, Eric (2012)

Swinton, Jermaine (2002)

Syska, Tom (2004)

**T**

Tanner, Zach (2012)

Taylor, Adam (2014-15)

Taylor, Alex (2005-06)

Templeton II, Garry (2003)

Testa, Joe (2014)

Thomas, Brandon (2015)

Thompson, Darrell (2017)

Thompson, Phil (2002-03)

Thornton, Tom (2009-10)

Tolentino, Juan (2004)

Townsend, Tanner (2005-08, 2010)

Treece, Zac (2015)

Triana, Karl (2016)

Tsuboi, Tomochika (2012)

Tucker, Chase (2012-13)

Tuomi, Kai (2008)

**U**

Upwood, Jake (2003)

Uriegas, Estevan (2012-13)

Shelley, Jason (2006-07)

Shipman, Andy (2009-11)

Urueta, Luis (2003)

Urvalek, Mike (2004)

**V**

**Vasic, Nickola (2021-present)**

**Vasquez, Gregori (2021-present)**

Valadez, Michael (2010-12)

Vanderplow, Randy (2005)

Vaske, Tyler (2012)

Vaughn, Michael (2015)

Vericker, Brad (2006)

Verthein, Tim (2013)

Vitters, Christian (2013)

von Schamann, Duke (2019)

Voyles, Brad (2008)

**W**

Wager, Matt (2002)

Wagoner, Jack (2014)

Walding, Miles (2014)

Walker, Edwin (2009)

Wallace, Brett (2007-09)

Walraven, Tom (2019)

Washington, Rico (2011-12)

Weatherly, Mike (2014)

Weaver, Chuck (2018)

Webb, Alan (2002)

Weeks, Andy (2010)

Weiner, David (2005)

Weingarten, Alex (2017)

Welsh, Eric (2004)

**Welz, Zach (2021-present)**

Wettlaufer, Josh (2005)

White, Eric (2004)

White, Kenny (2004)

White, Kevin (2006)

Williams, Jeff (2010)

Willis, Colin (2016)

Willis, Trevor (2012)

Willmeyer, Kevin (2002)

Wilson, Kyle (2012)

Wilson, Reggie (2016-2018)

Wohlever, T.J. (2012)

**Woodworth, Michael (2021-present)**

Wozniak, Conrad (2016-17)

Wright, Austin (2018)

Wrigley, Henry (2014)

**Y**

Yepez, Jose (2005, 2007)

**Z**

Zavada, Clay (2013)

Zdanowicz, Zac (2015)

Zeller, Joe (2013)

Zink, Ryan (2010)